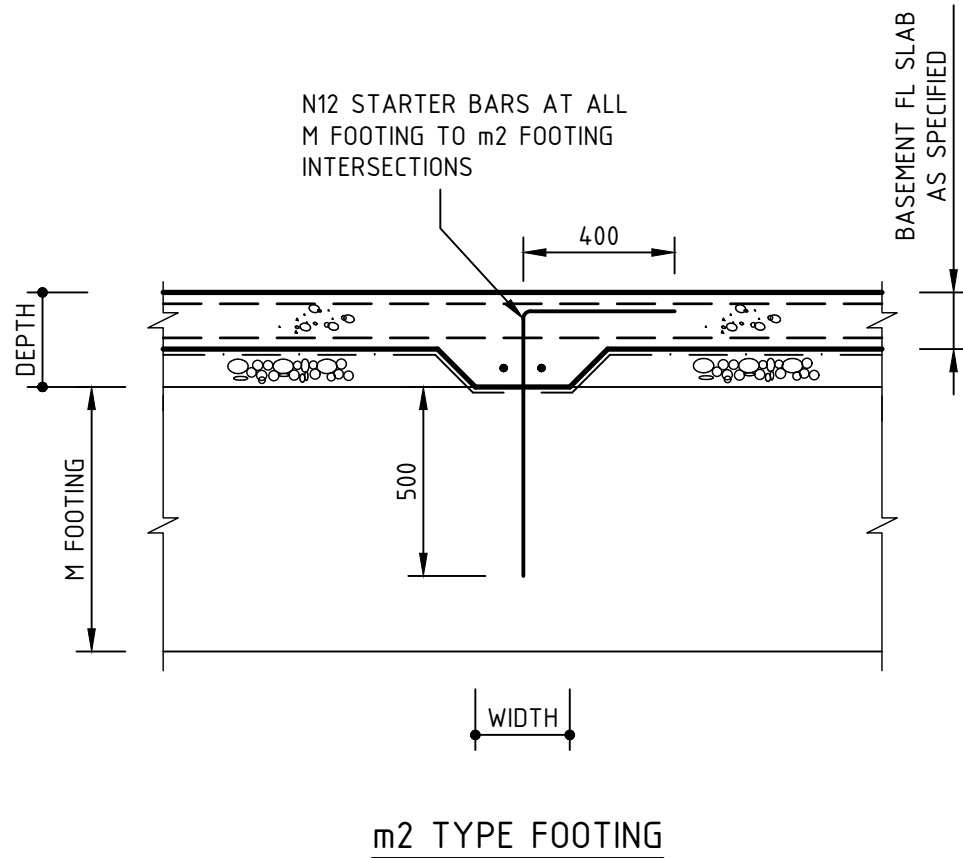
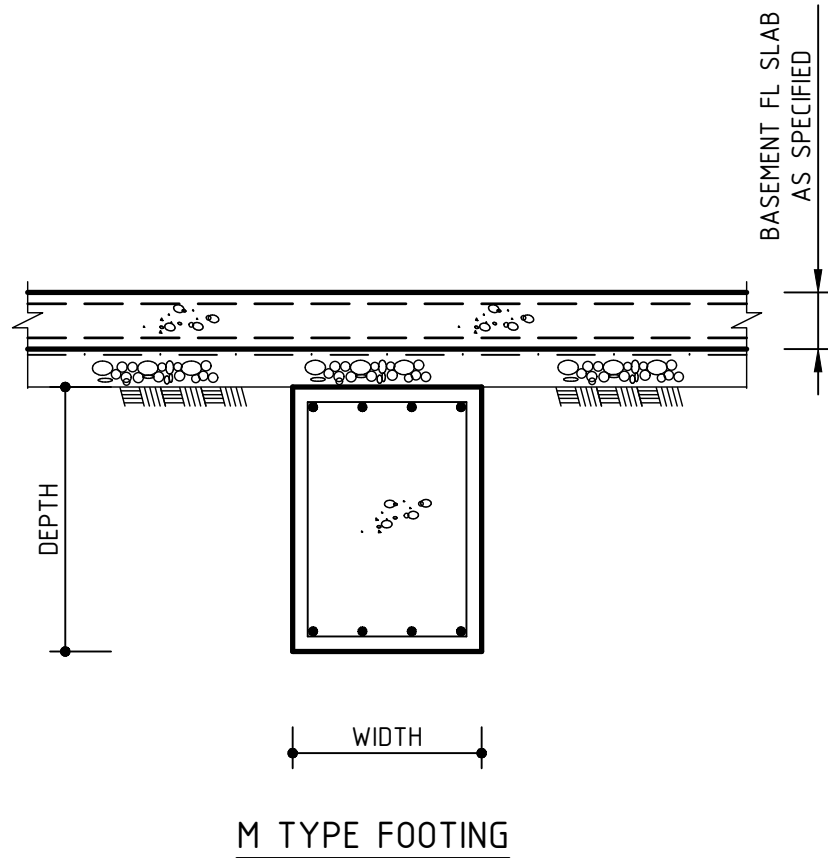
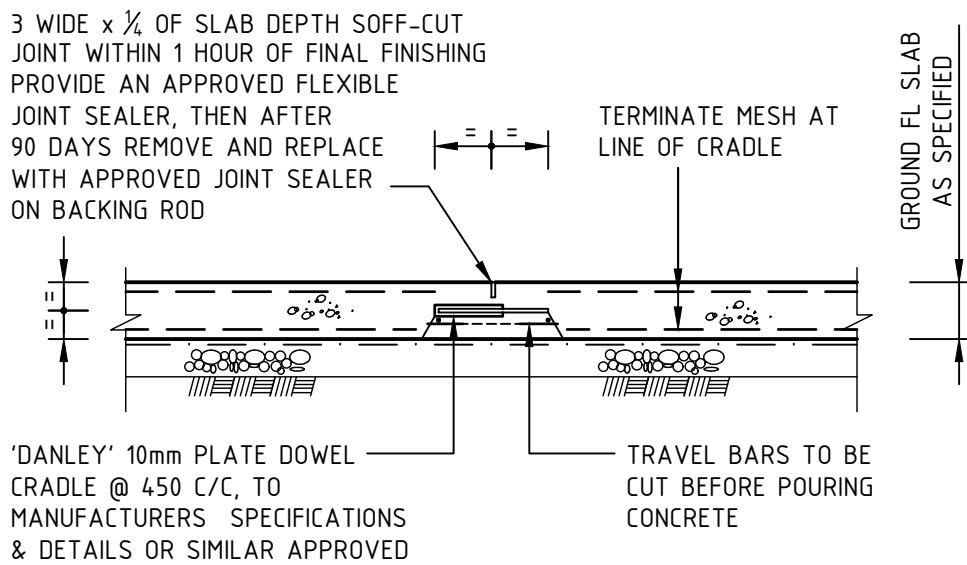


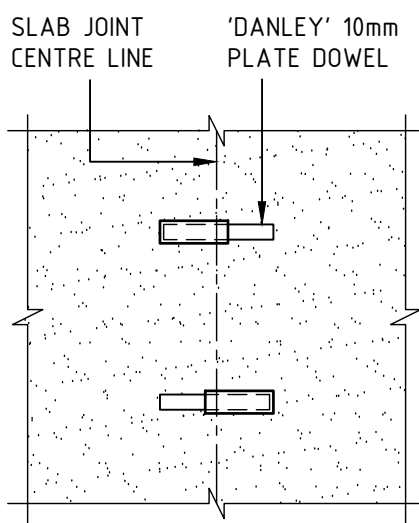
|  |                  |                    |        |          |
|--|------------------|--------------------|--------|----------|
| AA   | FOR CONSTRUCTION | DG                 | FK     | 19.10.18 |
| No   | REVISION         | DRAWN              | CHE'KD | DATE     |
| PROJECT  |                  |                    |        |          |
| THE WILLCOX APARTMENTS   |                  |                    |        |          |
| AT: 117 PROSPECT ROAD  |                  |                    |        |          |
| PROSPECT, SA 5082  |                  |                    |        |          |
| FOR: CITIFY & BFC PTY LTD  |                  |                    |        |          |
| DRAWING TITLE  |                  |                    |        |          |
| FOOTING DETAILS  |                  |                    |        |          |
| Civil<br>Environmental<br>Mechanical<br>Fire<br>Lifts  |                  |                    |        |          |
| Structural<br>Geotechnical<br>Electrical<br>Hydraulics<br>Green ESD                                |                  |                    |        |          |
| Level 6, 100 Pirie Street,<br>Adelaide SA 5000<br>Telephone 08 8238 4100<br>Facsimile 08 8410 1405 |                  |                    |        |          |
| TMK<br>CONSULTING ENGINEERS  |                  |                    |        |          |
| SCALES   |                  | COPYRIGHT RESERVED |        |          |
| AS SHOWN   |                  | DRAWING No.        |        |          |
| DRAWN DG   |                  | DATE APRIL 2018    |        |          |
| ENGINEER FK  |                  | 1802052-S400/AA    |        |          |
| CHECKED  |                  |                    |        |          |



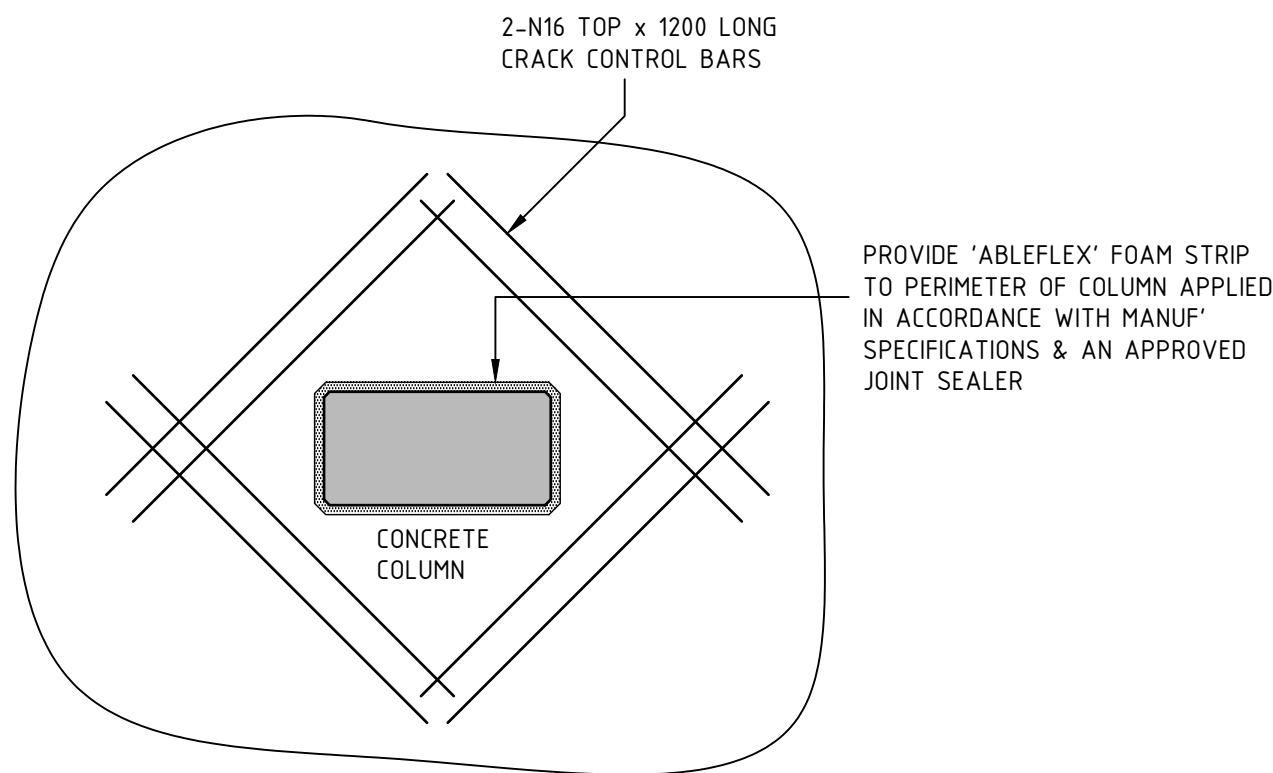
TYPICAL FOOTING BEAM DETAILS  
1:20



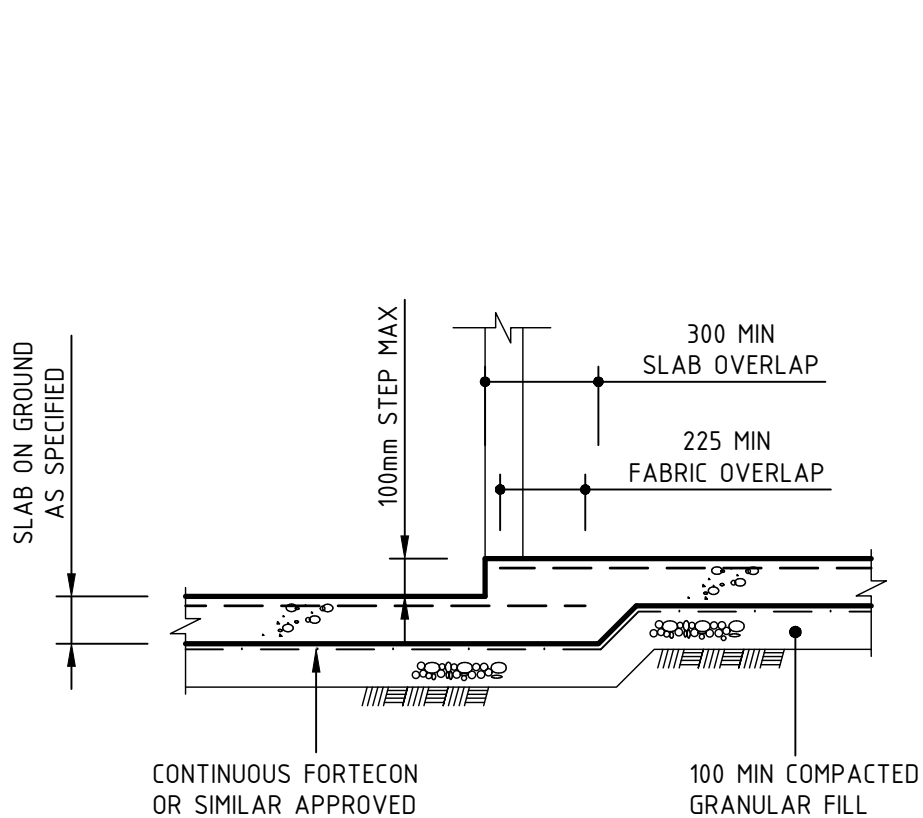
NOTED 'SFJ' ON PLAN  
SOFF-CUT DOWELLED JOINT  
1:20



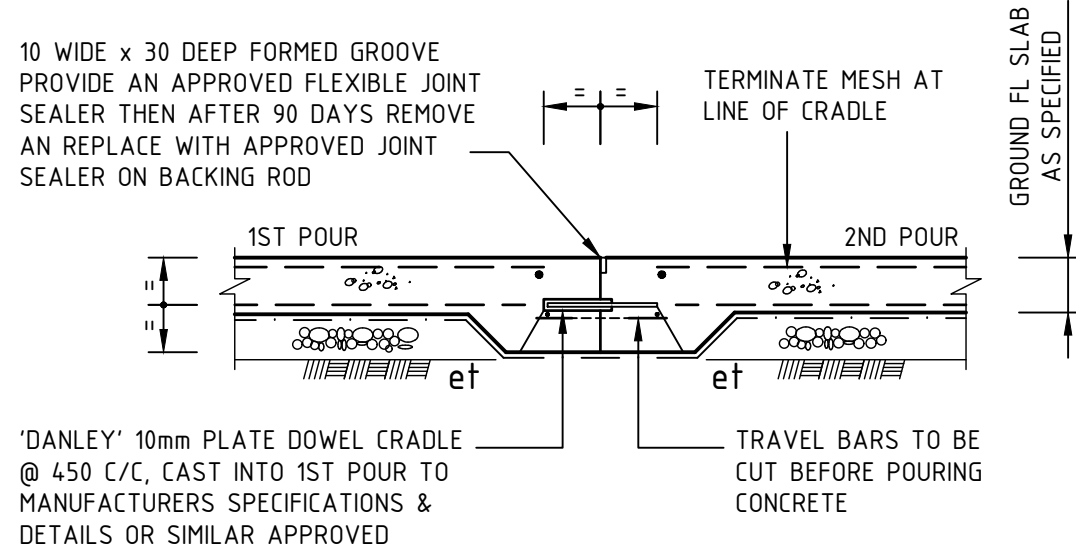
PLAN VIEW  
1:20



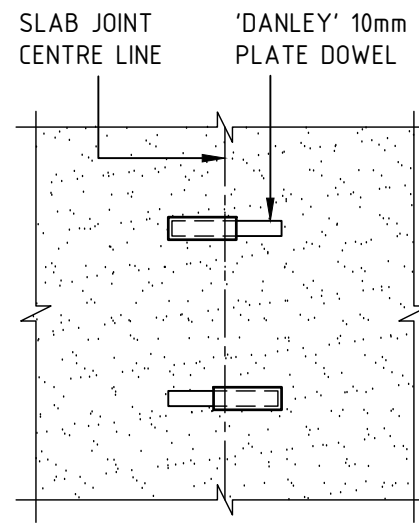
TYPICAL CONCRETE COLUMN ISOLATION JOINT  
NTS



TYPICAL SLAB ON GROUND STEP DETAIL  
1:20

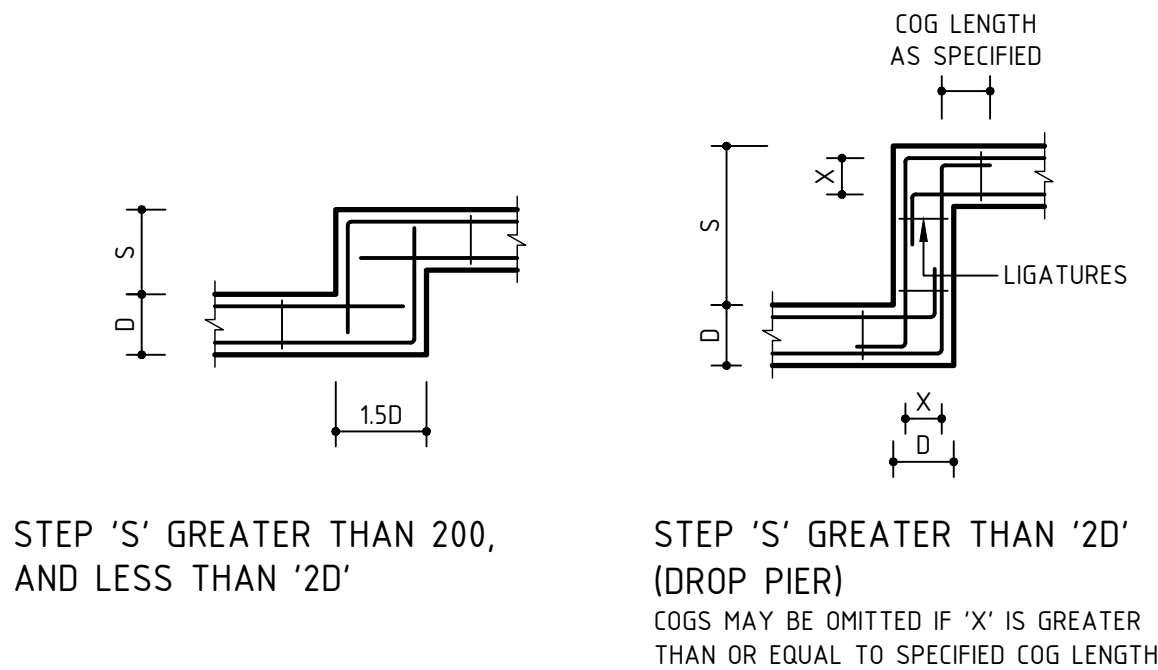
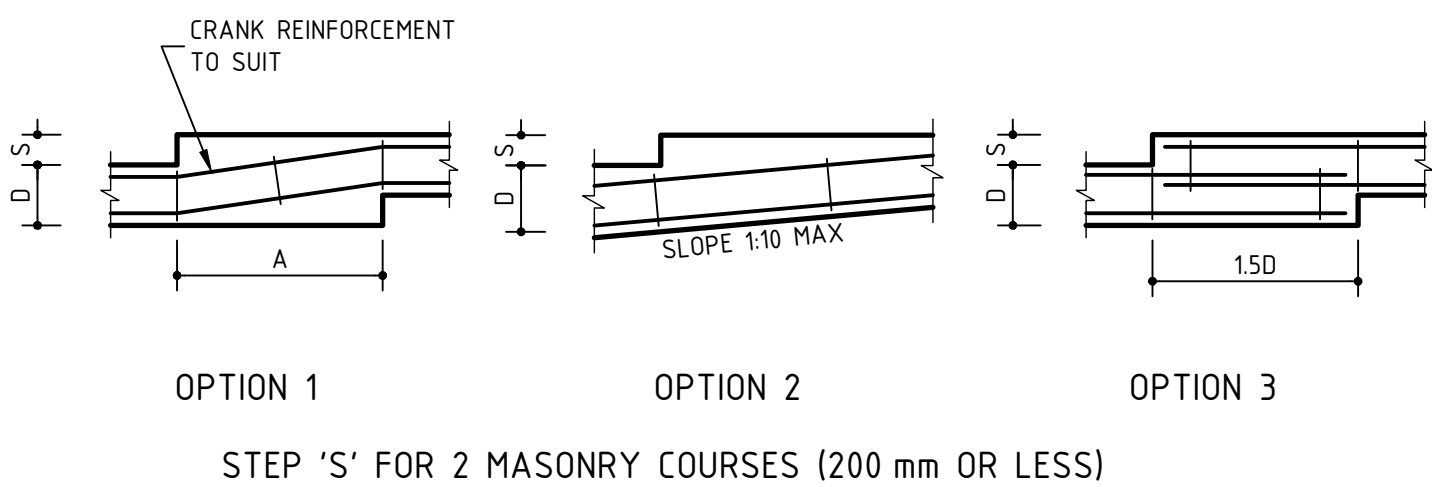


NOTED 'DJ' ON PLAN  
DOWELLED CONSTRUCTION JOINT  
1:20

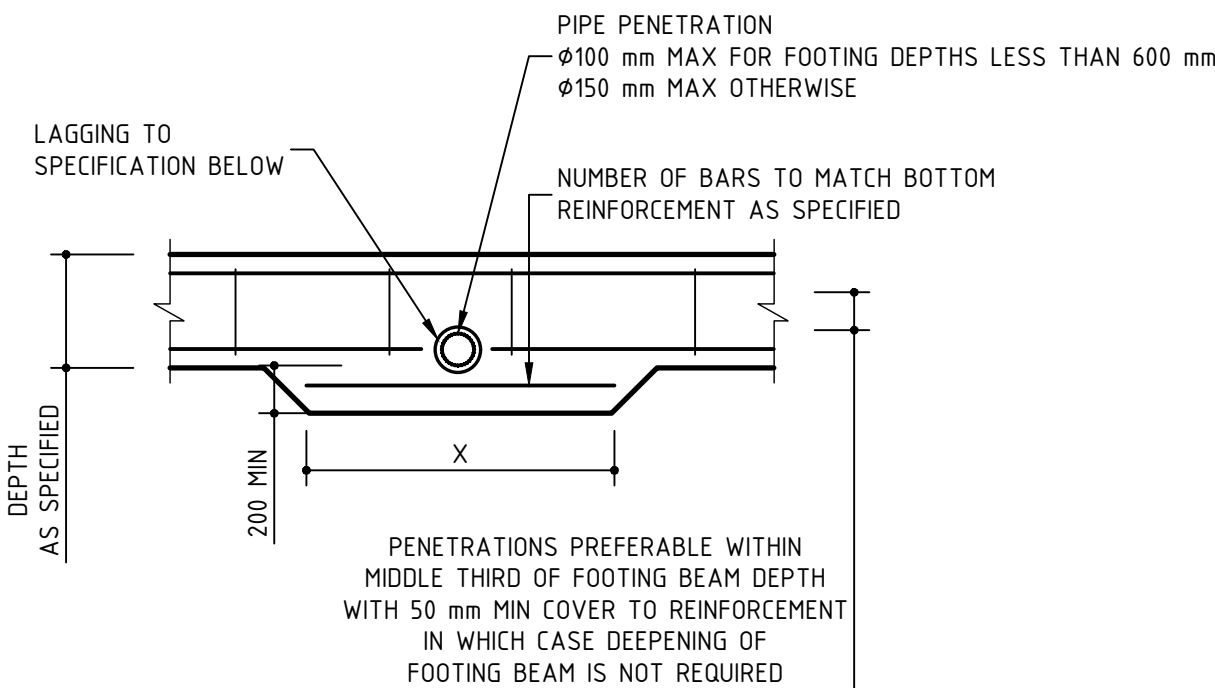


PLAN VIEW  
1:20

| STEP LENGTH           |                 |
|-----------------------|-----------------|
| MAX STEP HEIGHT S, mm | DIMENSION A, mm |
| 100 (1 COURSE)        | 600             |
| 200 (2 COURSES)       | 1200            |



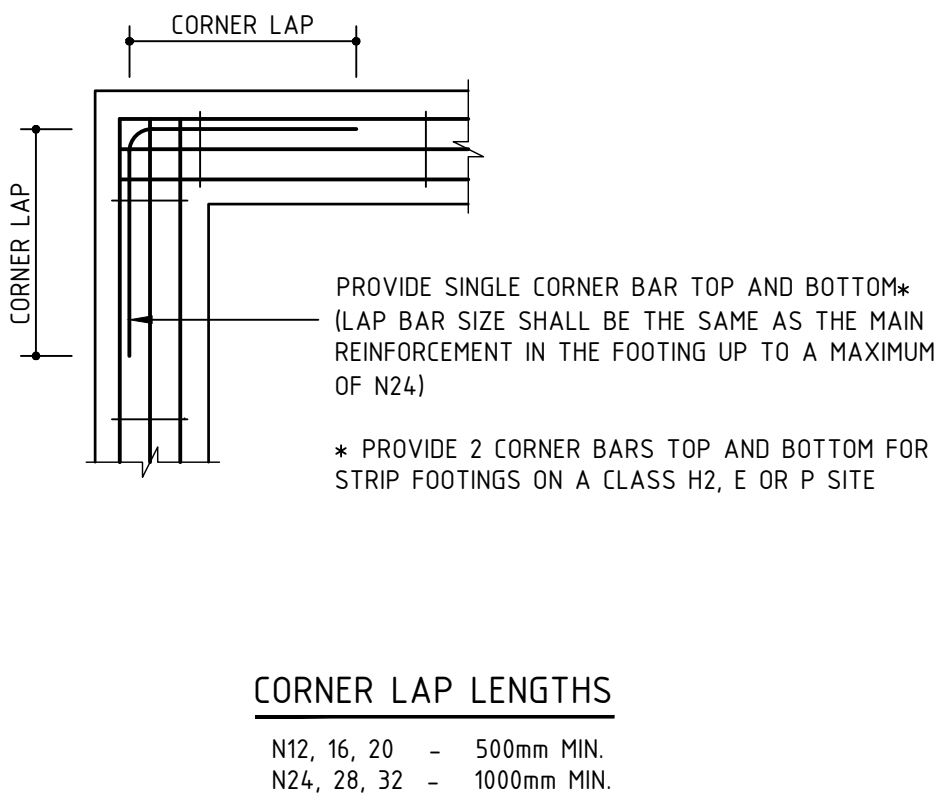
TYPICAL FOOTING STEP DETAILS  
NTS



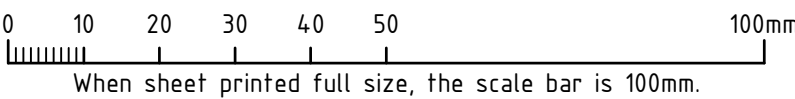
| LAP BAR IN DEEPEENED FOOTING |                             |
|------------------------------|-----------------------------|
| LAP BAR LENGTH X, mm         | MAIN (& LAP) BAR REINF SIZE |
| 1200                         | N12                         |
| 1700                         | N16                         |
| 2200                         | N20                         |
| 3100                         | N24                         |

| SERVICE PIPE LAGGING      |  |
|---------------------------|--|
| SITE SOIL CLASSIFICATION  | CLOSED CELL POLYETHYLENE LAGGING THICKNESS, mm |
| S                         | 20*  |
| M, H1                     | 20   |
| H2, E, P                  | 40   |
| * NEED NOT BE CLOSED CELL |  |

FOOTING SERVICE PENETRATION DETAIL  
NTS  
NOTE:  
FOOTING PENETRATIONS NOT COVERED BY THE ABOVE ARE NOT PERMITTED WITHOUT SPECIFIC ADVICE & APPROVAL FROM THIS OFFICE



ADDITIONAL CORNER REINFORCEMENT  
NTS



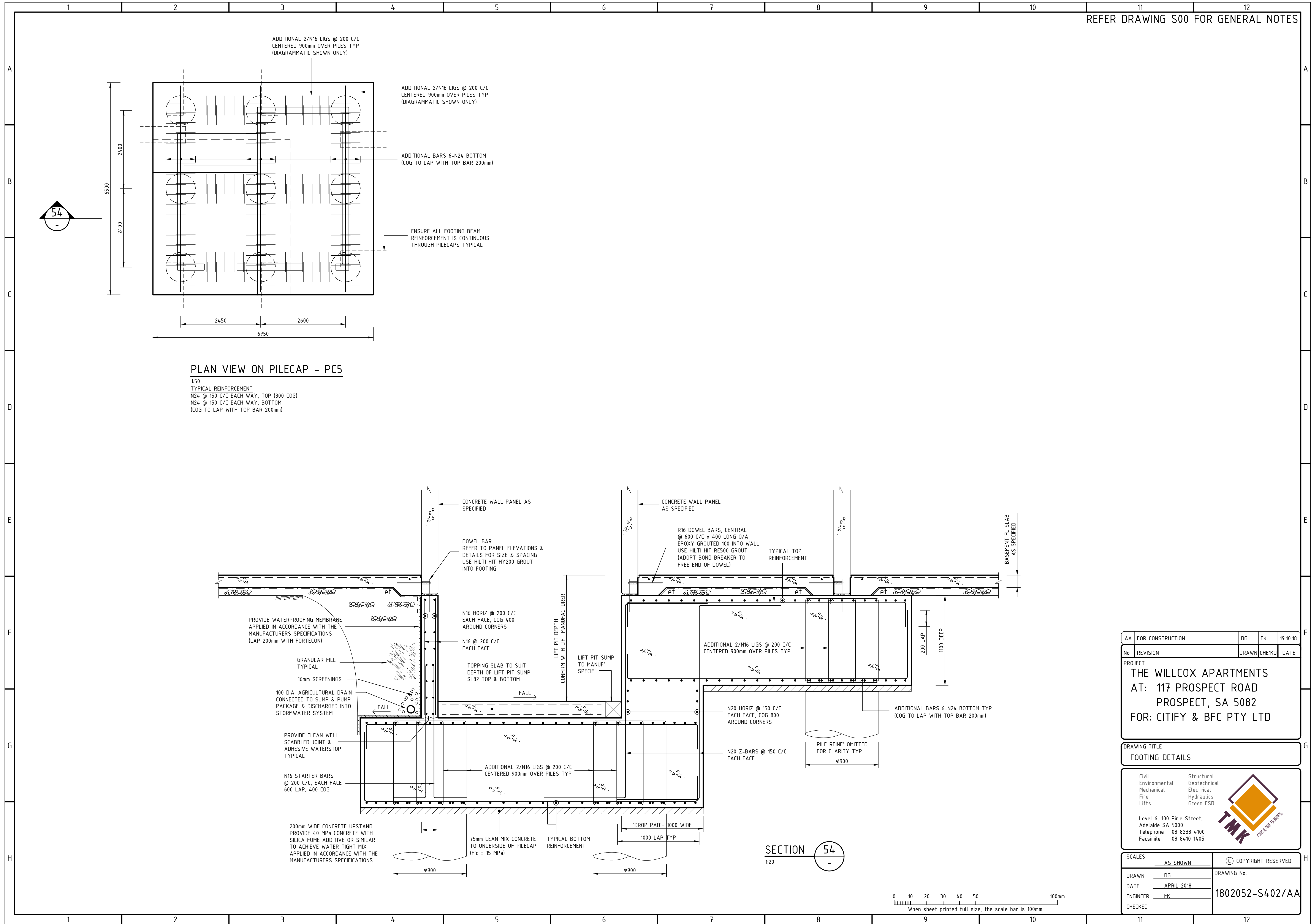
|                           |                  |       |        |          |
|---------------------------|------------------|-------|--------|----------|
| AA                        | FOR CONSTRUCTION | DG    | FK     | 19.10.18 |
| No                        | REVISION         | DRAWN | CHE'KD | DATE     |
| PROJECT                   |                  |       |        |          |
| THE WILLCOX APARTMENTS    |                  |       |        |          |
| AT: 117 PROSPECT ROAD     |                  |       |        |          |
| PROSPECT, SA 5082         |                  |       |        |          |
| FOR: CITIFY & BFC PTY LTD |                  |       |        |          |

|                 |
|-----------------|
| DRAWING TITLE   |
| FOOTING DETAILS |

|  |   |
|--|---|
| Civil<br>Environmental<br>Mechanical<br>Fire<br>Lifts  | Structural<br>Geotechnical<br>Electrical<br>Hydraulics<br>Green ESD |
| Level 6, 100 Pirie Street,<br>Adelaide SA 5000<br>Telephone 08 8238 4100<br>Facsimile 08 8410 1405 |   |



|          |            |                      |
|----------|------------|----------------------|
| SCALES   | AS SHOWN   | © COPYRIGHT RESERVED |
| DRAWN    | DG         | DRAWING No.          |
| DATE     | APRIL 2018 | 1802052-S401/AA      |
| ENGINEER | FK         |                      |
| CHECKED  |            |                      |



|                           |                  |       |        |          |
|---------------------------|------------------|-------|--------|----------|
| AA                        | FOR CONSTRUCTION | DG    | FK     | 19.10.18 |
| No                        | REVISION         | DRAWN | CHE'KD | DATE     |
| PROJECT                   |                  |       |        |          |
| THE WILLCOX APARTMENTS    |                  |       |        |          |
| AT: 117 PROSPECT ROAD     |                  |       |        |          |
| PROSPECT, SA 5082         |                  |       |        |          |
| FOR: CITIFY & BFC PTY LTD |                  |       |        |          |

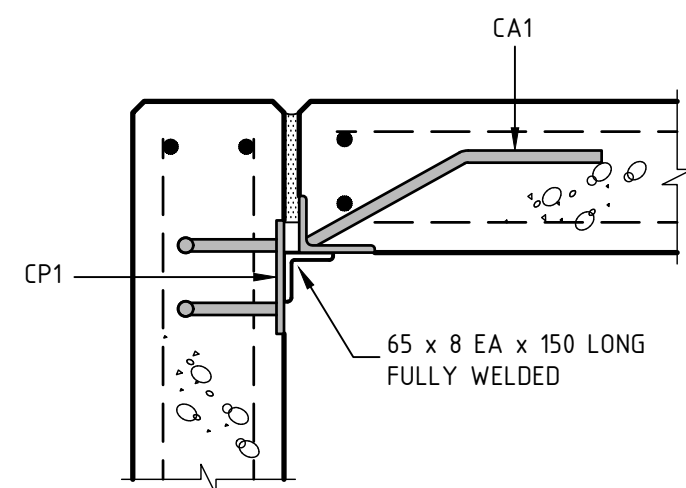
|                 |
|-----------------|
| DRAWING TITLE   |
| FOOTING DETAILS |

|  |   |
|--|---|
| Civil<br>Environmental<br>Mechanical<br>Fire<br>Lifts  | Structural<br>Geotechnical<br>Electrical<br>Hydraulics<br>Green ESD |
| Level 6, 100 Pirie Street,<br>Adelaide SA 5000<br>Telephone 08 8238 4100<br>Facsimile 08 8410 1405 |   |
|               |   |

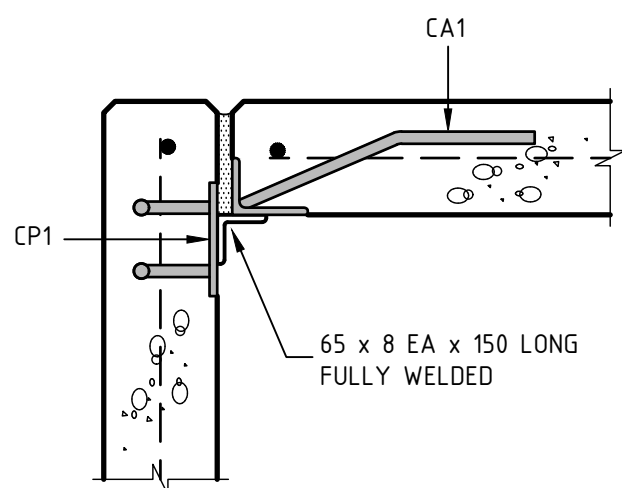
|          |            |                    |
|----------|------------|--------------------|
| SCALES   | AS SHOWN   | COPYRIGHT RESERVED |
| DRAWN    | DG         | DRAWING No.        |
| DATE     | APRIL 2018 | 1802052-S402/AA    |
| ENGINEER | FK         |                    |
| CHECKED  |            |                    |



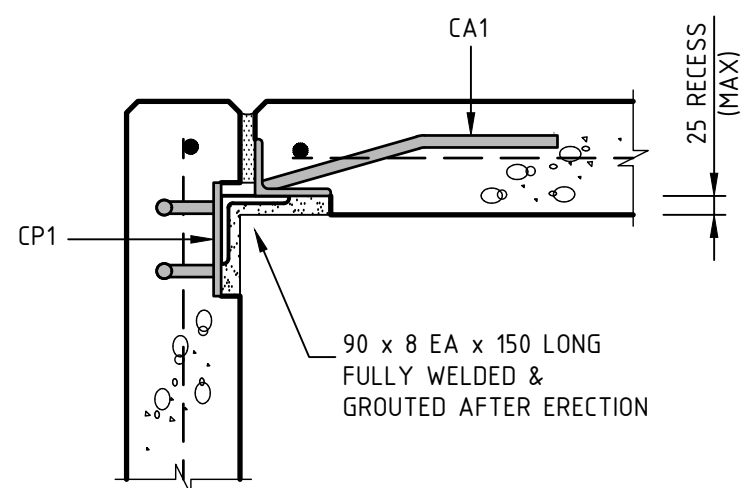
REFER DRAWING S00 FOR GENERAL NOTES



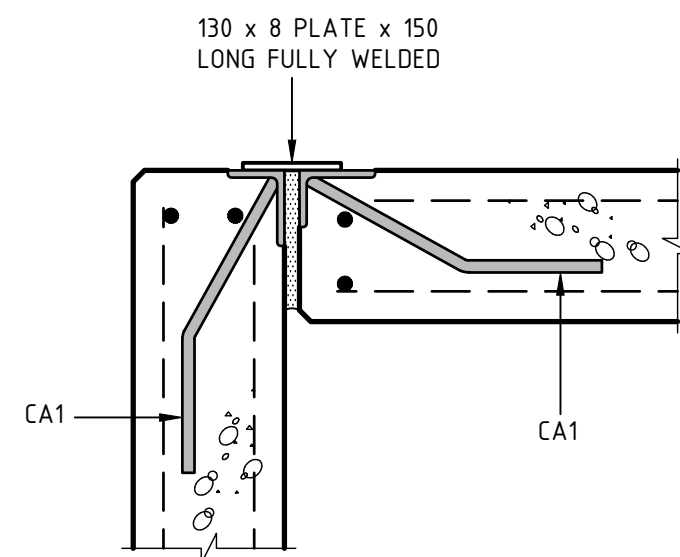
175/200 THICK PANEL



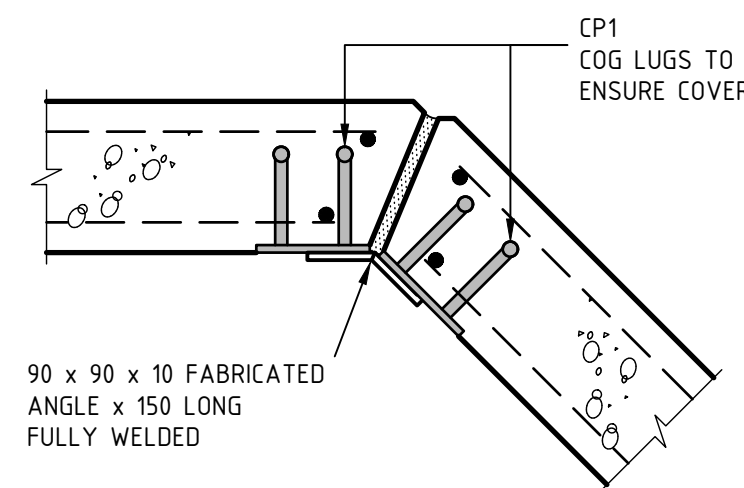
150 THICK PANEL



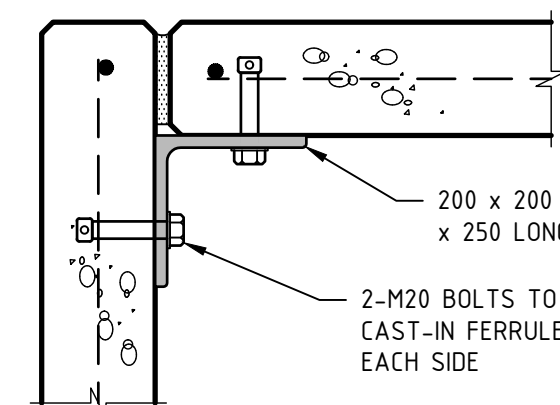
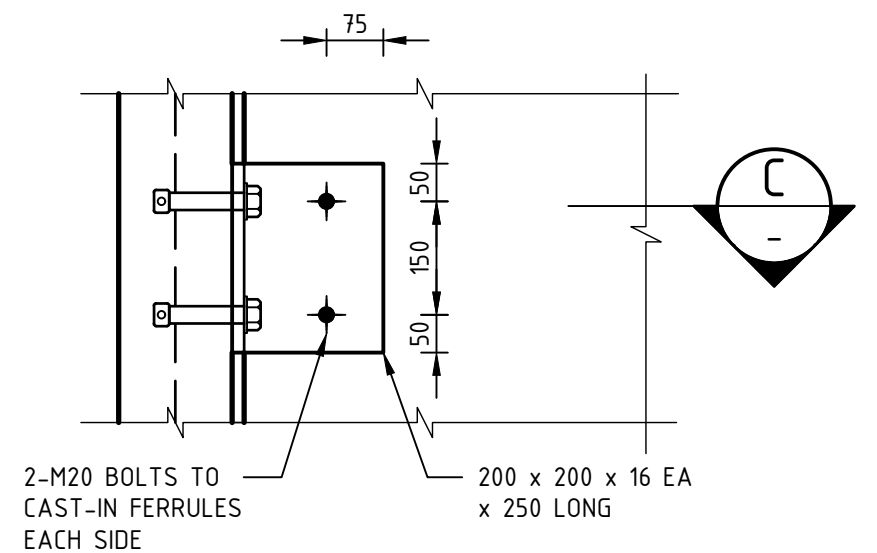
150 THICK PANEL



175/200 THICK PANEL



175/200 THICK PANEL



DETAIL C  
1:10

### TYPICAL PANEL CORNER CONNECTION DETAILS

NTS  
NOTE:  
PROVIDE AT APPROX 300 BELOW TOP OF PANELS (UNO)  
DENOTED 'CC' ON WALL PANEL PLAN/ELEVATIONS

### TYPICAL PANEL RE-ENTRANT CORNER CONNECTION DETAILS

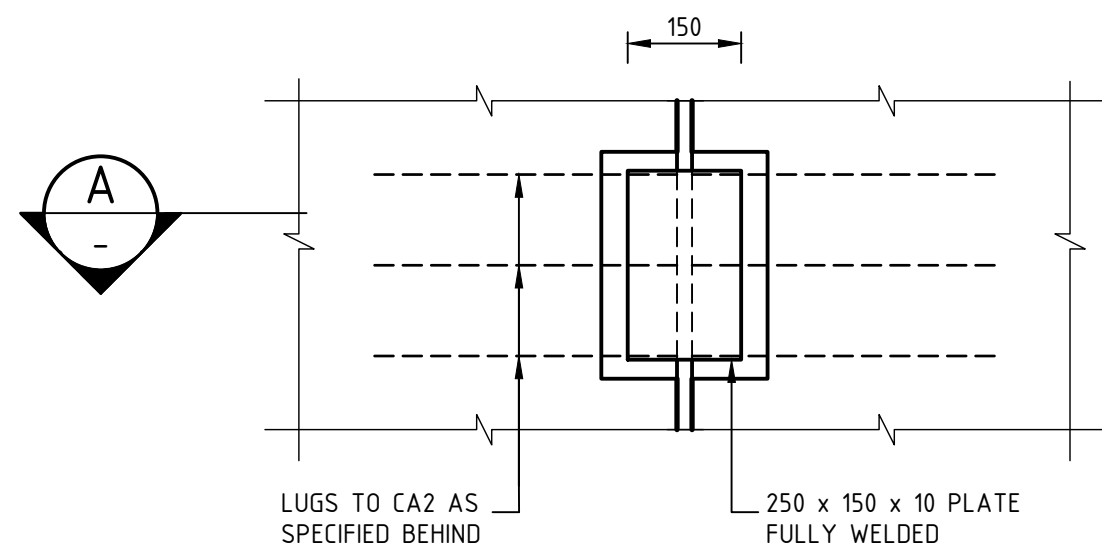
NTS  
NOTE:  
PROVIDE AT APPROX 300 BELOW TOP OF PANELS (UNO)  
DENOTED 'CC' ON WALL PANEL PLAN/ELEVATIONS

### TYPICAL DIAGONAL PANEL CORNER CONNECTION DETAILS

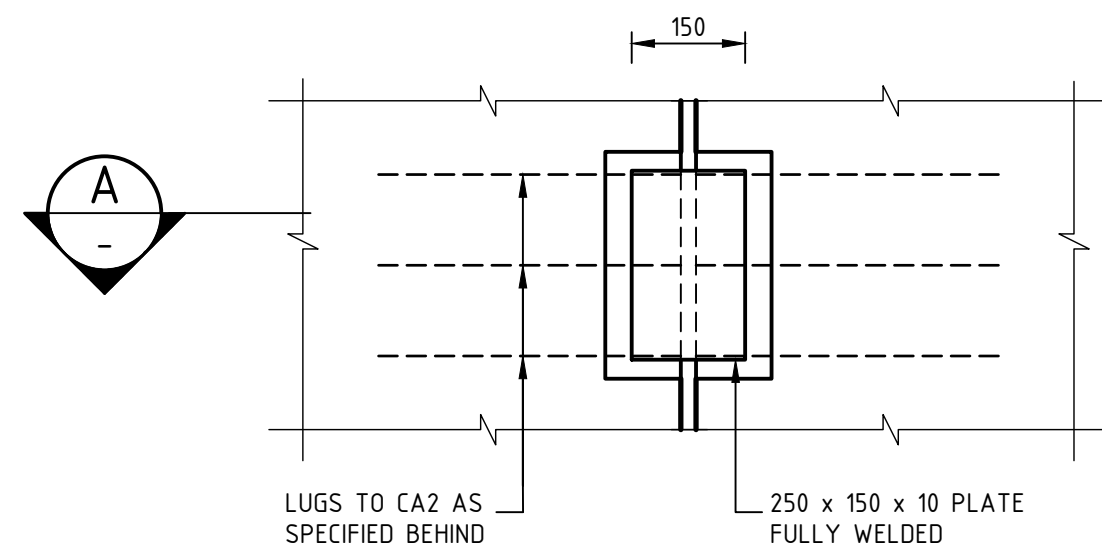
NTS  
NOTE:  
PROVIDE AT APPROX 300 BELOW TOP OF PANELS (UNO)  
DENOTED 'CC' ON WALL PANEL PLAN/ELEVATIONS

### TYPICAL PANEL CORNER CONNECTION DETAIL WITH FERRULES

NTS  
NOTE:  
PROVIDE AT APPROX 300 BELOW TOP OF PANELS (UNO)  
DENOTED 'CC' ON WALL PANEL PLAN/ELEVATIONS



175/200 THICK PANEL



150 THICK PANEL

SECTION A  
NTS

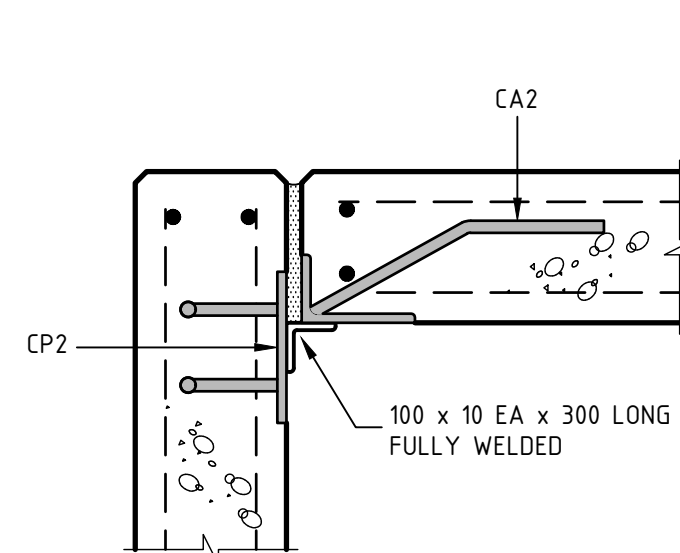
SECTION A  
NTS

### SUSPENDED WALL PANEL SUPPORT DETAIL

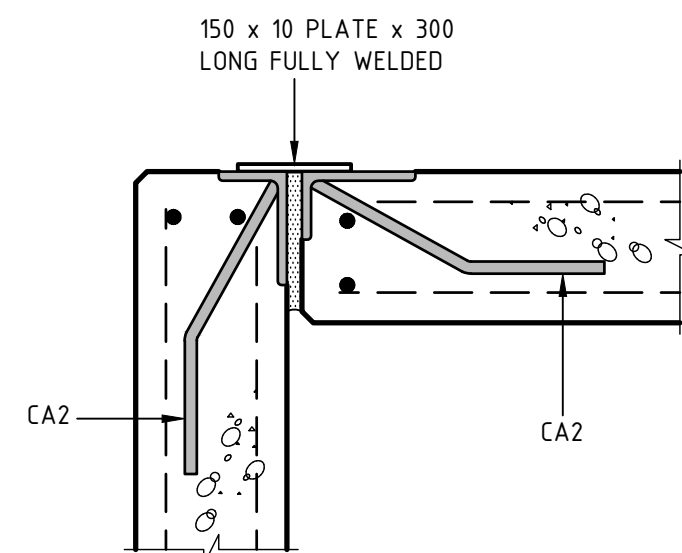
NTS  
NOTE:  
PROVIDE AT APPROX 300 BELOW TOP OF PANELS (UNO)  
DENOTED 'SC' ON WALL PANEL PLAN/ELEVATIONS

### SUSPENDED WALL PANEL SUPPORT DETAIL

NTS  
NOTE:  
PROVIDE AT APPROX 300 BELOW TOP OF PANELS (UNO)  
DENOTED 'SC' ON WALL PANEL PLAN/ELEVATIONS



175/200 THICK PANEL



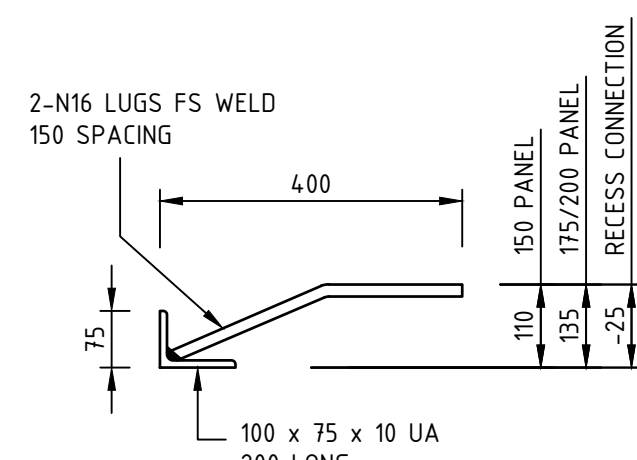
175/200 THICK PANEL

### SUSPENDED PANEL CORNER CONNECTION DETAIL

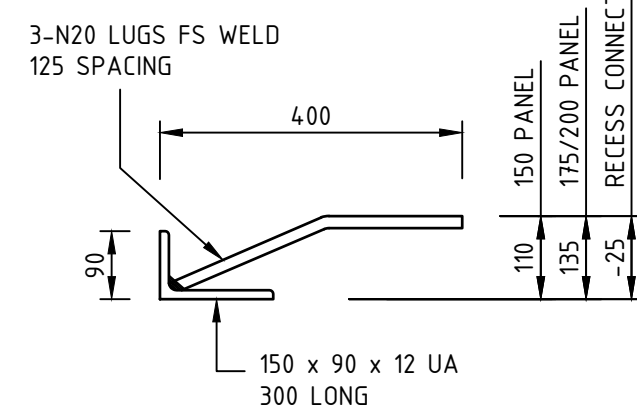
NTS  
NOTE:  
PROVIDE AT APPROX 300 BELOW TOP OF PANELS (UNO)  
DENOTED 'SCC' ON WALL PANEL PLAN/ELEVATIONS

### SUSPENDED PANEL RE-ENTRANT CORNER CONNECTION DETAIL

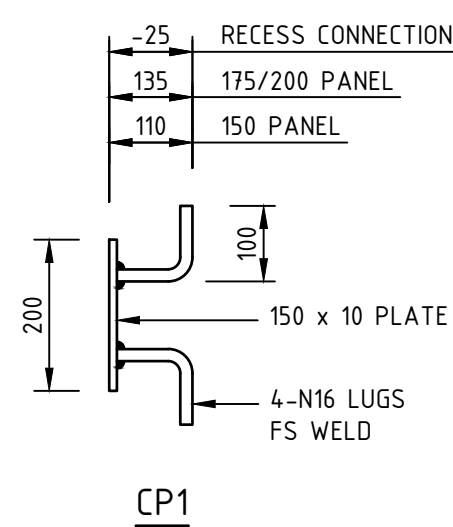
NTS  
NOTE:  
PROVIDE AT APPROX 300 BELOW TOP OF PANELS (UNO)  
DENOTED 'SCC' ON WALL PANEL PLAN/ELEVATIONS



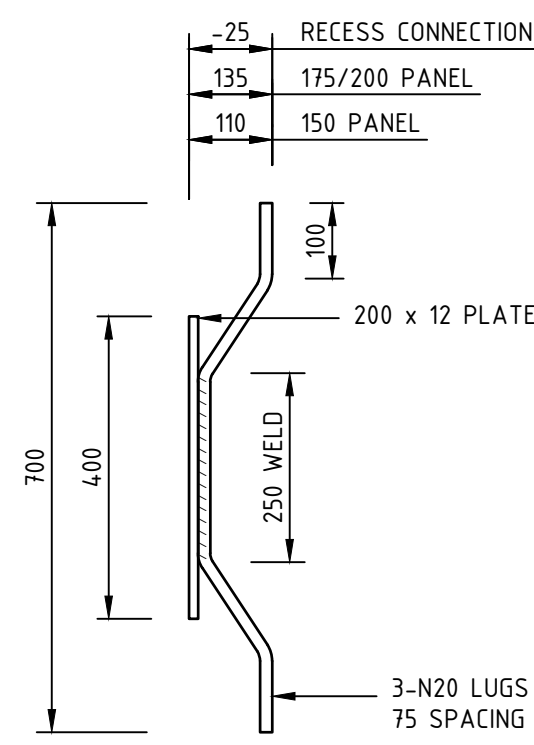
CA1



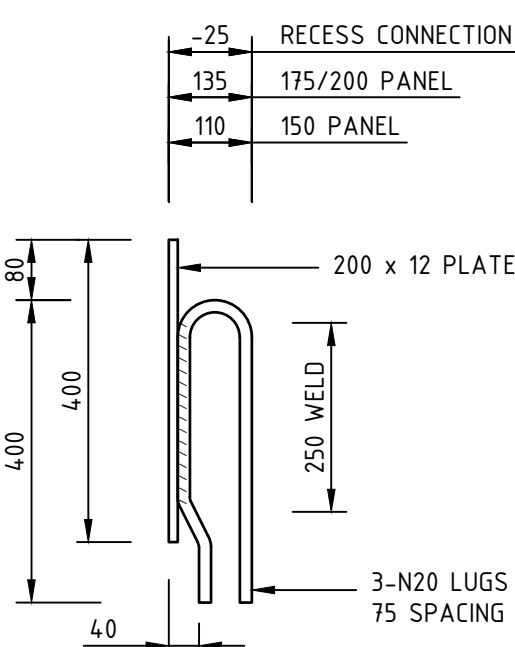
CA2



CP1



CP2

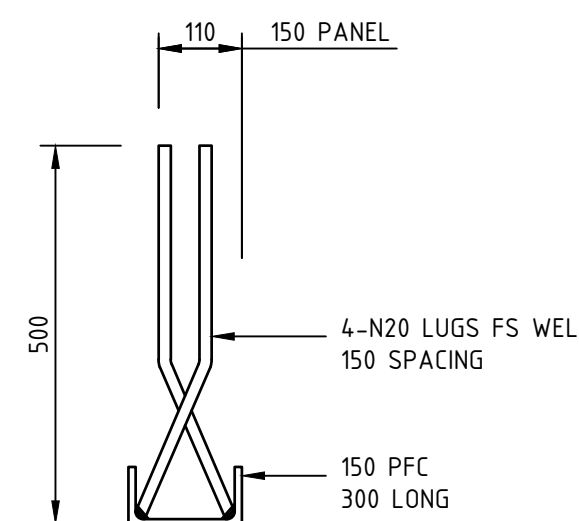


CP2

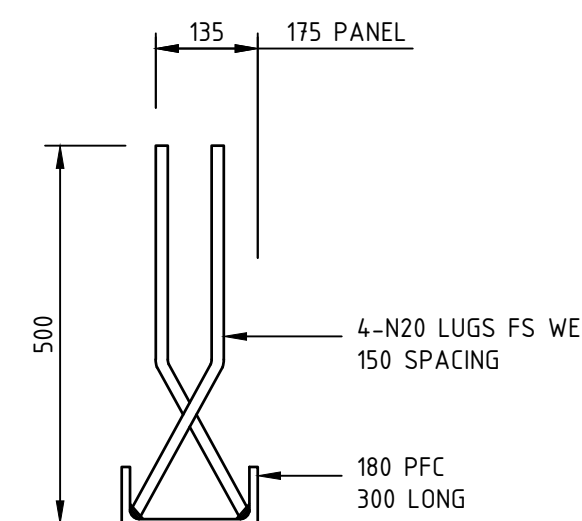
(AT TOP OF PANEL)

### DETAILS OF CAST-IN ITEMS

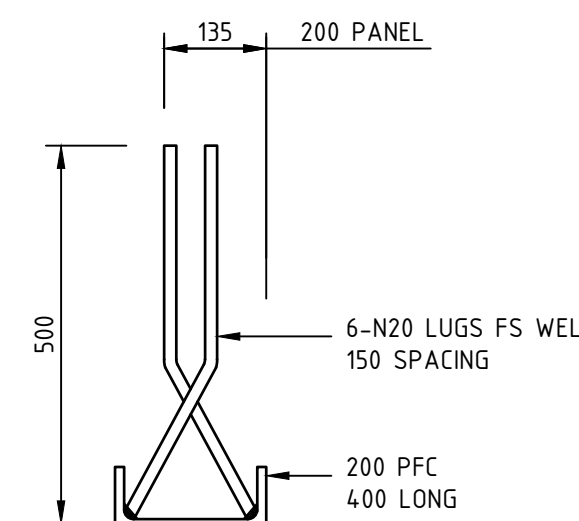
NTS



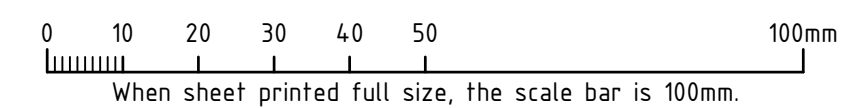
CCH1



CCH2



CCH3



|    |                  |       |        |          |
|----|------------------|-------|--------|----------|
| AA | FOR CONSTRUCTION | DG    | FK     | 19.10.18 |
| No | REVISION         | DRAWN | CHE'KD | DATE     |

PROJECT  
THE WILLCOX APARTMENTS  
AT: 117 PROSPECT ROAD  
PROSPECT, SA 5082  
FOR: CITIFY & BFC PTY LTD

DRAWING TITLE  
CONCRETE WALL PANEL DETAILS

Civil  
Environmental  
Mechanical  
Fire  
Lifts

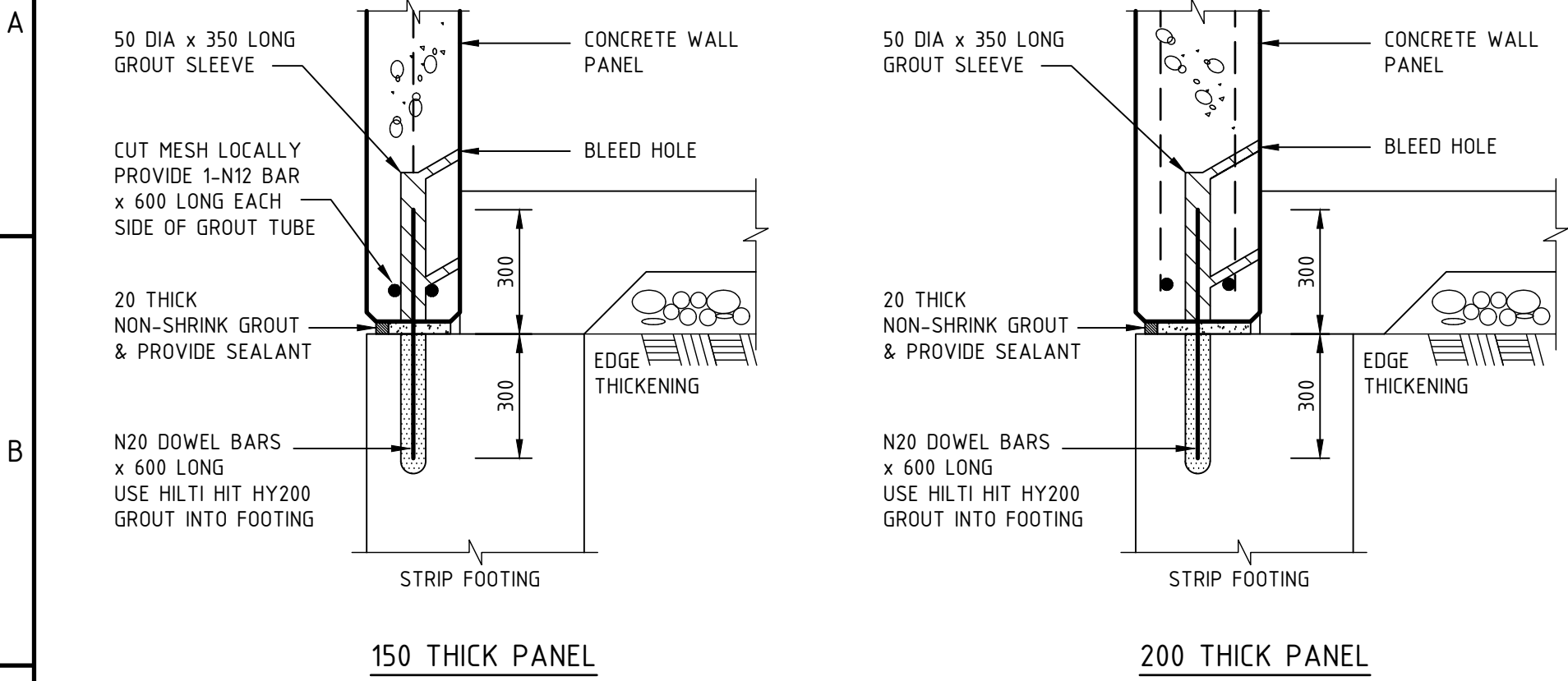
Structural  
Geotechnical  
Electrical  
Hydraulics  
Green ESD

Level 6, 100 Pirie Street,  
Adelaide SA 5000  
Telephone 08 8238 4100  
Facsimile 08 8410 1405

**TMK**  
CONCRETE LOGIC

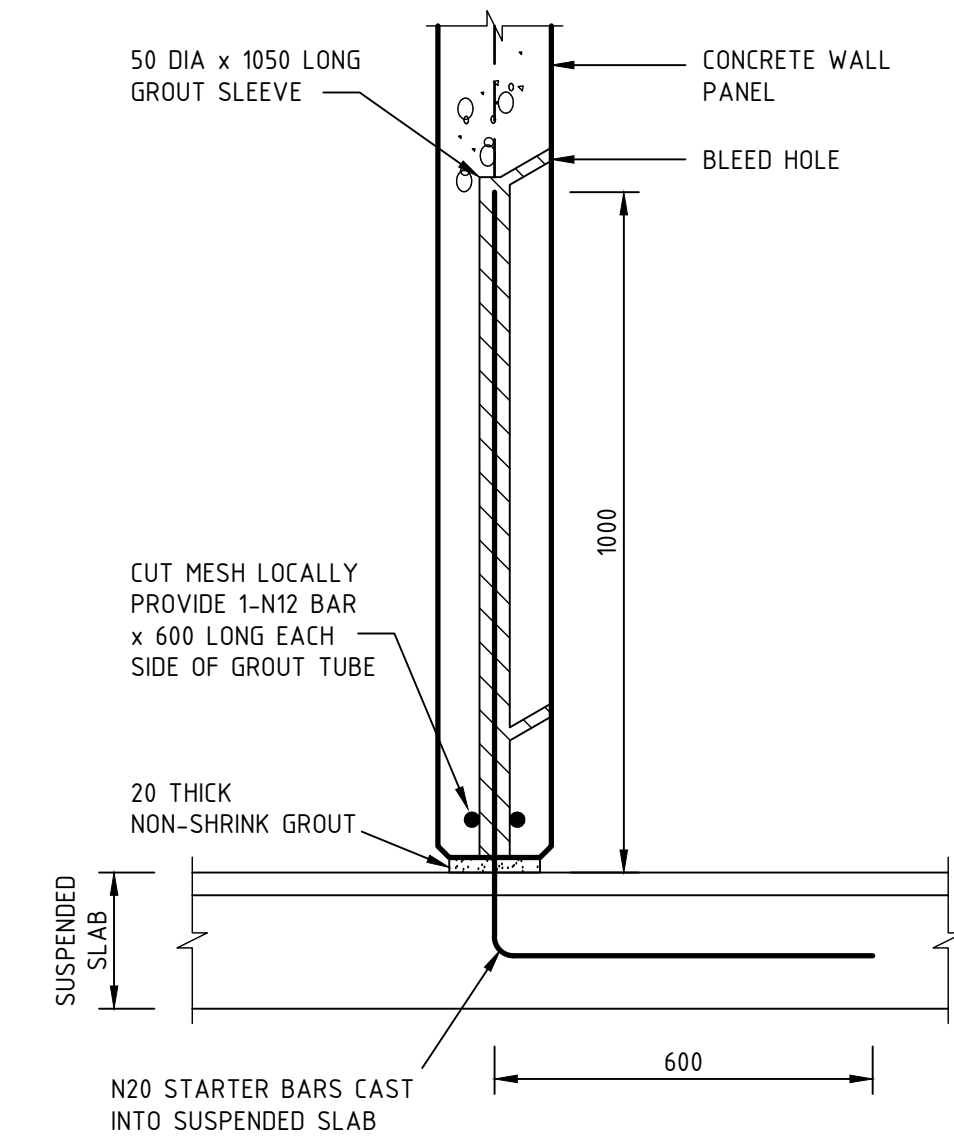
|          |            |                    |
|----------|------------|--------------------|
| SCALES   | AS SHOWN   | COPYRIGHT RESERVED |
| DRAWN    | DG         | DRAWING No.        |
| DATE     | APRIL 2018 | 1802052-S403/AA    |
| ENGINEER | FK         |                    |
| CHECKED  |            |                    |

REFER DRAWING S00 FOR GENERAL NOTES



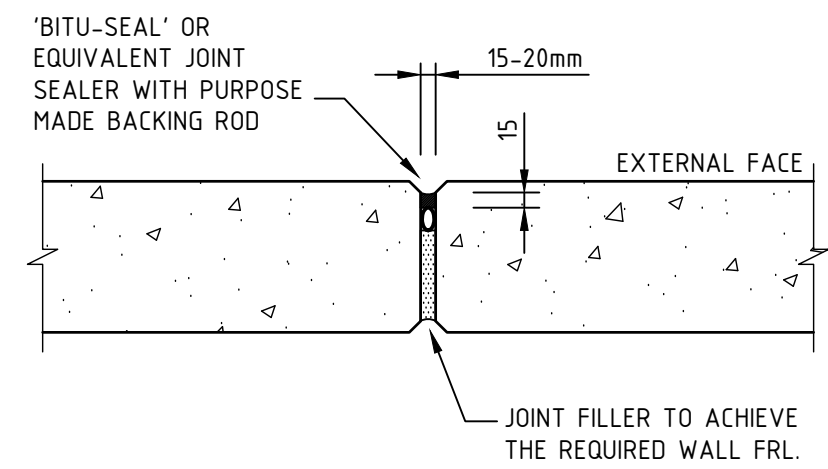
PANEL BASE CONNECTION TYPE - D1

NTS  
NOTE:  
DOWEL BAR AT 200 FROM EACH END OF WALL PANEL  
REFER TO PANEL ELEVATIONS & NOTES FOR DOWEL  
BAR LOCATIONS & SPACING



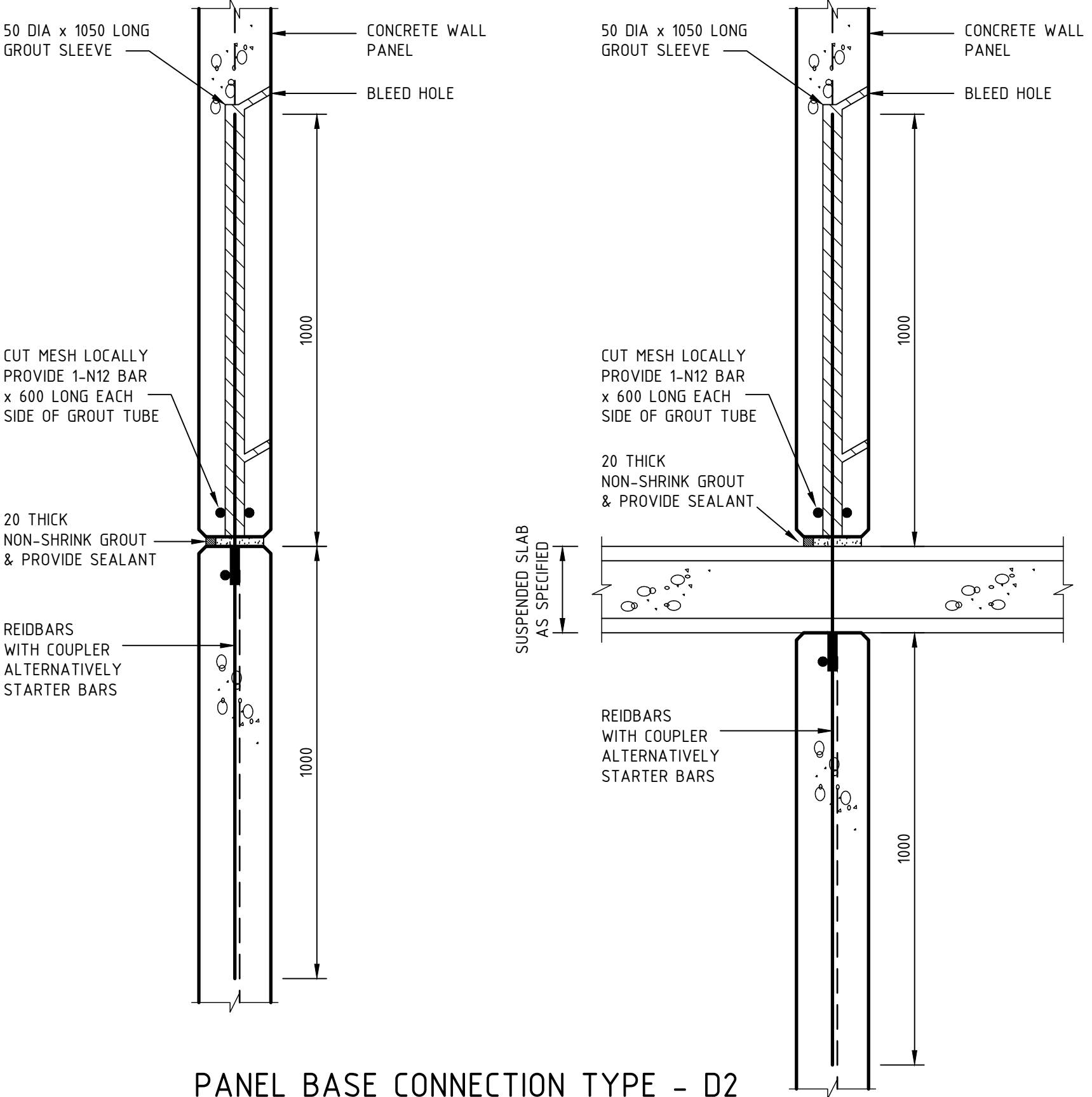
PANEL BASE CONNECTION TYPE - D5

NTS  
NOTE:  
DOWEL BAR AT 200 FROM EACH END OF WALL PANEL  
REFER TO PANEL ELEVATIONS & NOTES FOR DOWEL  
BAR LOCATIONS & SPACING



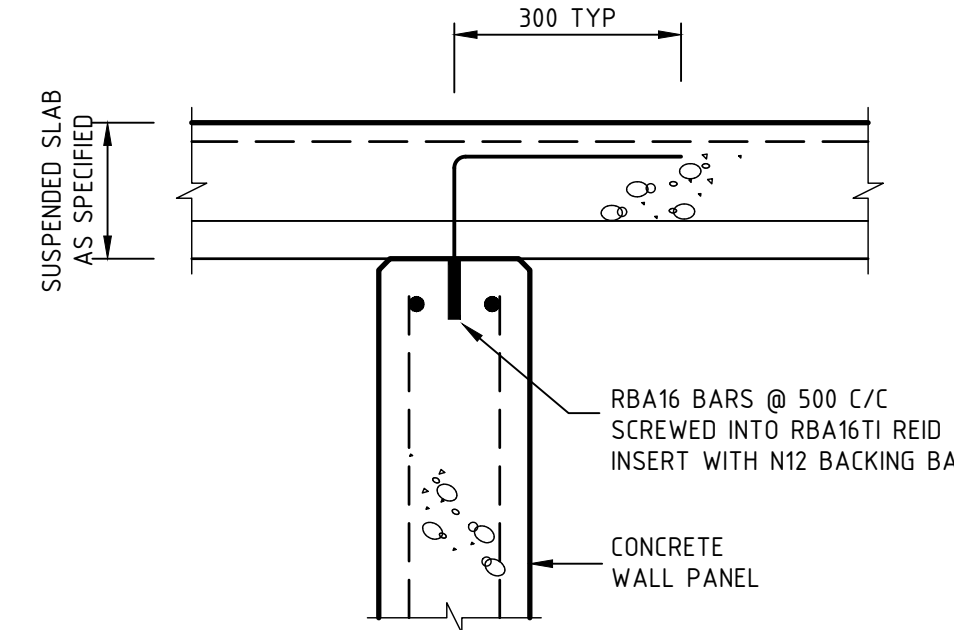
TYPICAL VERTICAL JOINT DETAIL

NTS  
NOTE:  
JOINTS SHOULD BE THOROUGHLY PREPARED AND THE  
JOINTING MATERIAL APPLIED STRICTLY ACCORDING TO  
THE SUPPLIERS SPECIFICATIONS

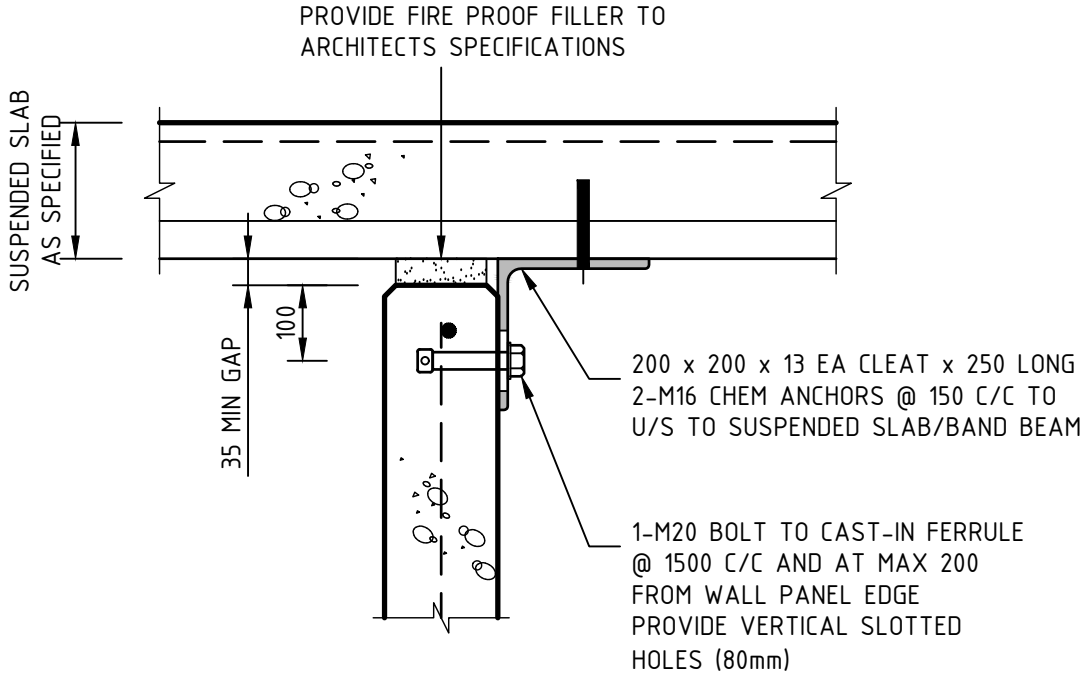


PANEL BASE CONNECTION TYPE - D2

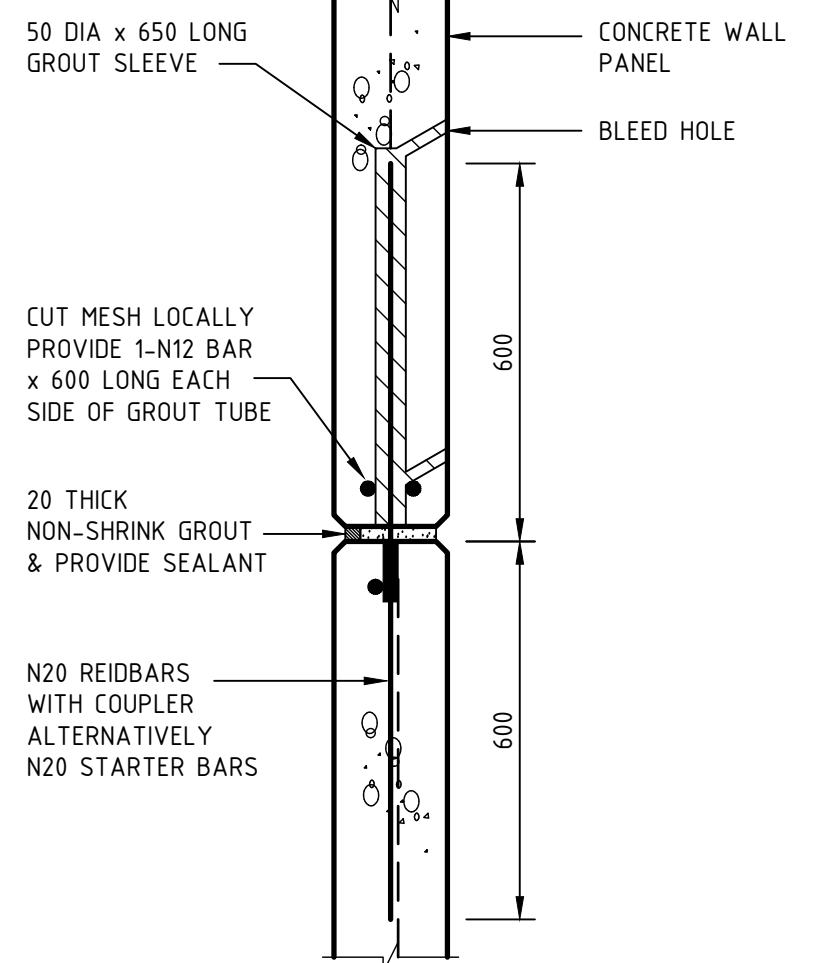
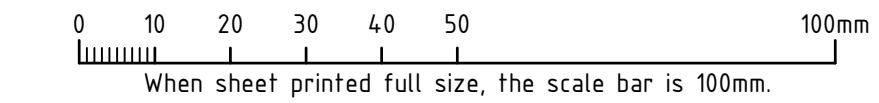
NTS  
NOTE:  
DOWEL BAR AT 200 FROM EACH END OF WALL PANEL  
REFER TO PANEL ELEVATIONS & NOTES FOR DOWEL  
BAR SIZE, LOCATIONS & SPACING.  
REDUCE EMBEDMENT OF D2 DOWELS AT OPENING LOCATIONS,  
TERMINATE DOWEL BAR 50mm FROM OPENING EDGE.



LOAD BEARING WALL PANEL



NON-LOAD BEARING WALL PANEL  
DENOTED (NP) ON PANEL PLAN



PANEL BASE CONNECTION TYPE - D4

NTS  
NOTE:  
DOWEL BAR AT 200 FROM EACH END OF WALL PANEL  
(MINIMUM 2 DOWELS PER WALL PANEL)  
REFER TO PANEL ELEVATIONS & NOTES FOR DOWEL  
BAR LOCATIONS & SPACING

|    |                  |       |         |          |
|----|------------------|-------|---------|----------|
| AA | FOR CONSTRUCTION | DG    | FK      | 19.10.18 |
| No | REVISION         | DRAWN | CHECKED | DATE     |

PROJECT  
THE WILLCOX APARTMENTS  
AT: 117 PROSPECT ROAD  
PROSPECT, SA 5082  
FOR: CITIFY & BFC PTY LTD

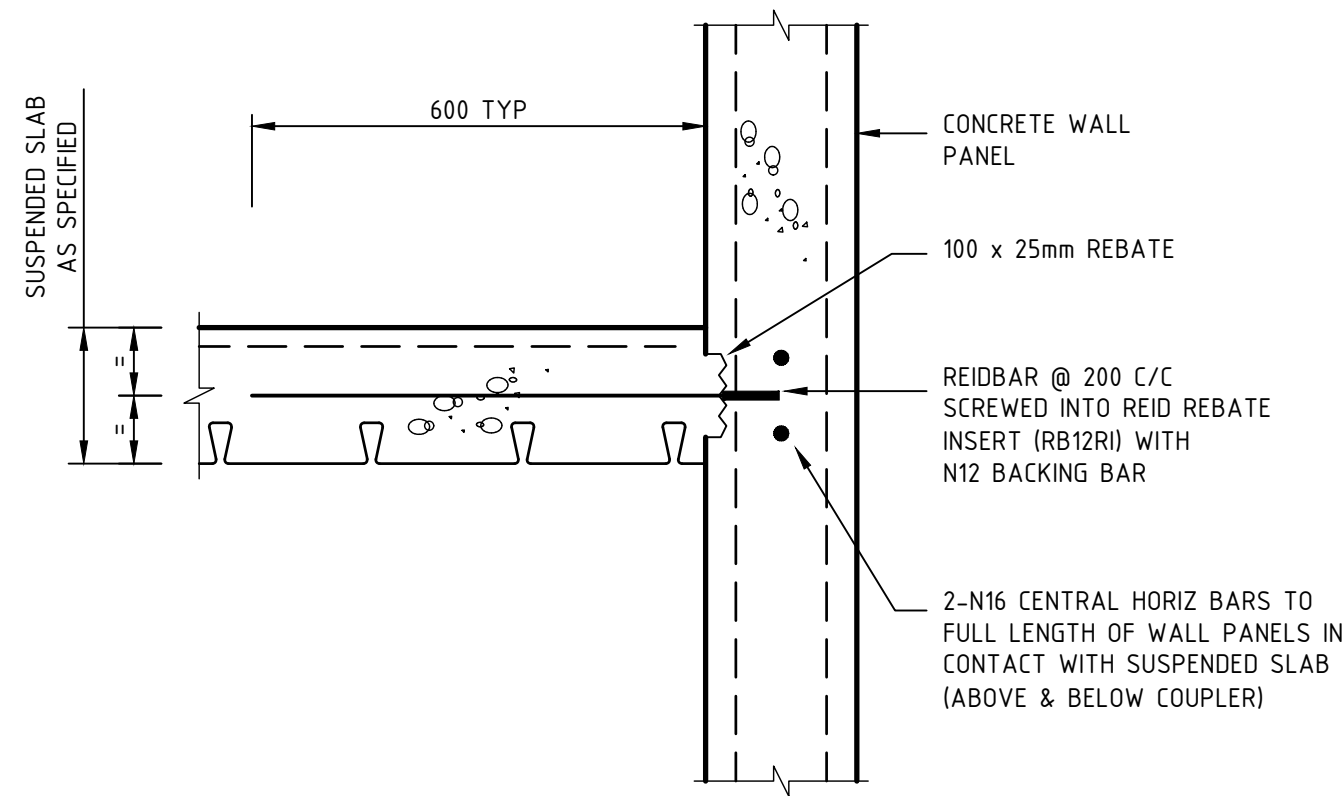
DRAWING TITLE  
CONCRETE WALL PANEL DETAILS

|   |   |
|---|---|
| Civil<br>Environmental<br>Mechanical<br>Fire<br>Lifts | Structural<br>Geotechnical<br>Electrical<br>Hydraulics<br>Green ESD |
|---|---|

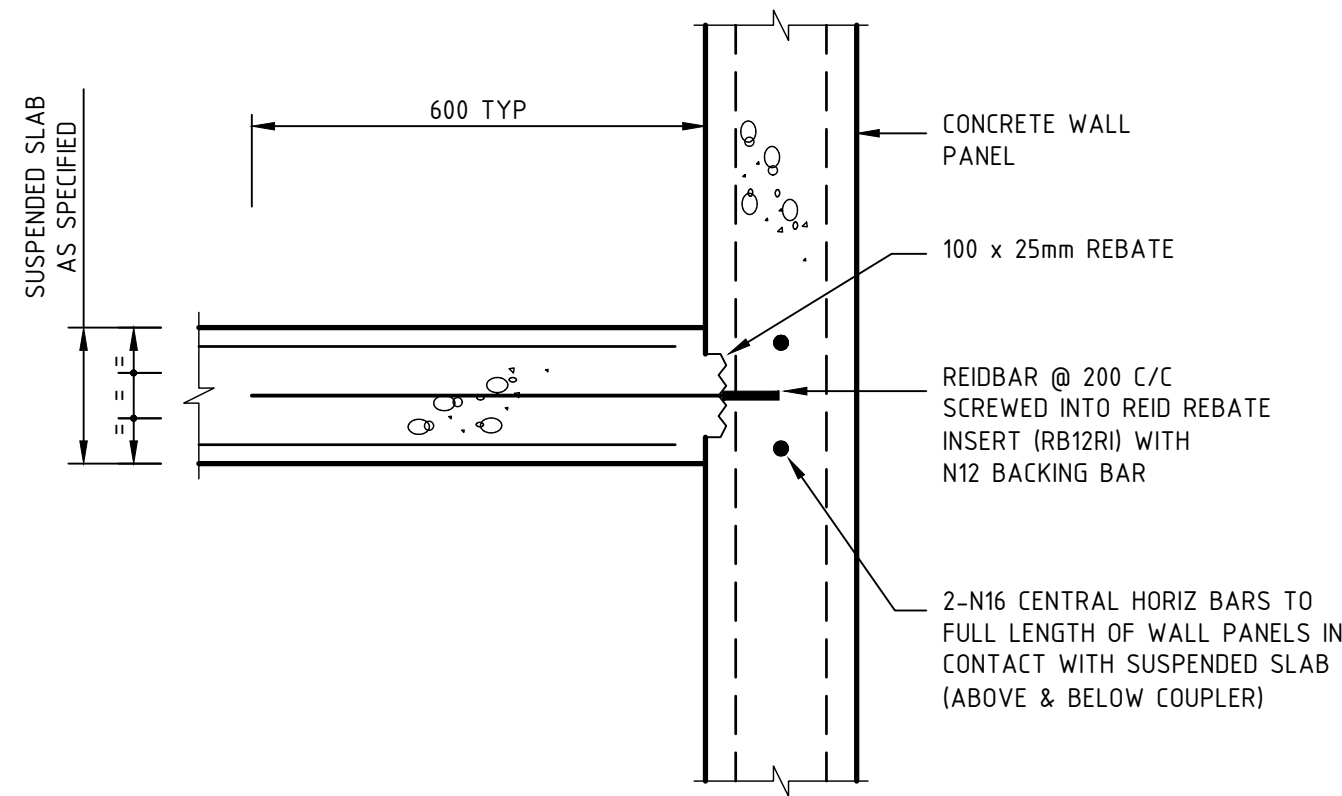
Level 6, 100 Pirie Street,  
Adelaide SA 5000  
Telephone 08 8238 4100  
Facsimile 08 8410 1405

|          |            |                    |
|----------|------------|--------------------|
| SCALES   | AS SHOWN   | COPYRIGHT RESERVED |
| DRAWN    | DG         | DRAWING No.        |
| DATE     | APRIL 2018 | 1802052-S404/AA    |
| ENGINEER | FK         |                    |
| CHECKED  |            |                    |

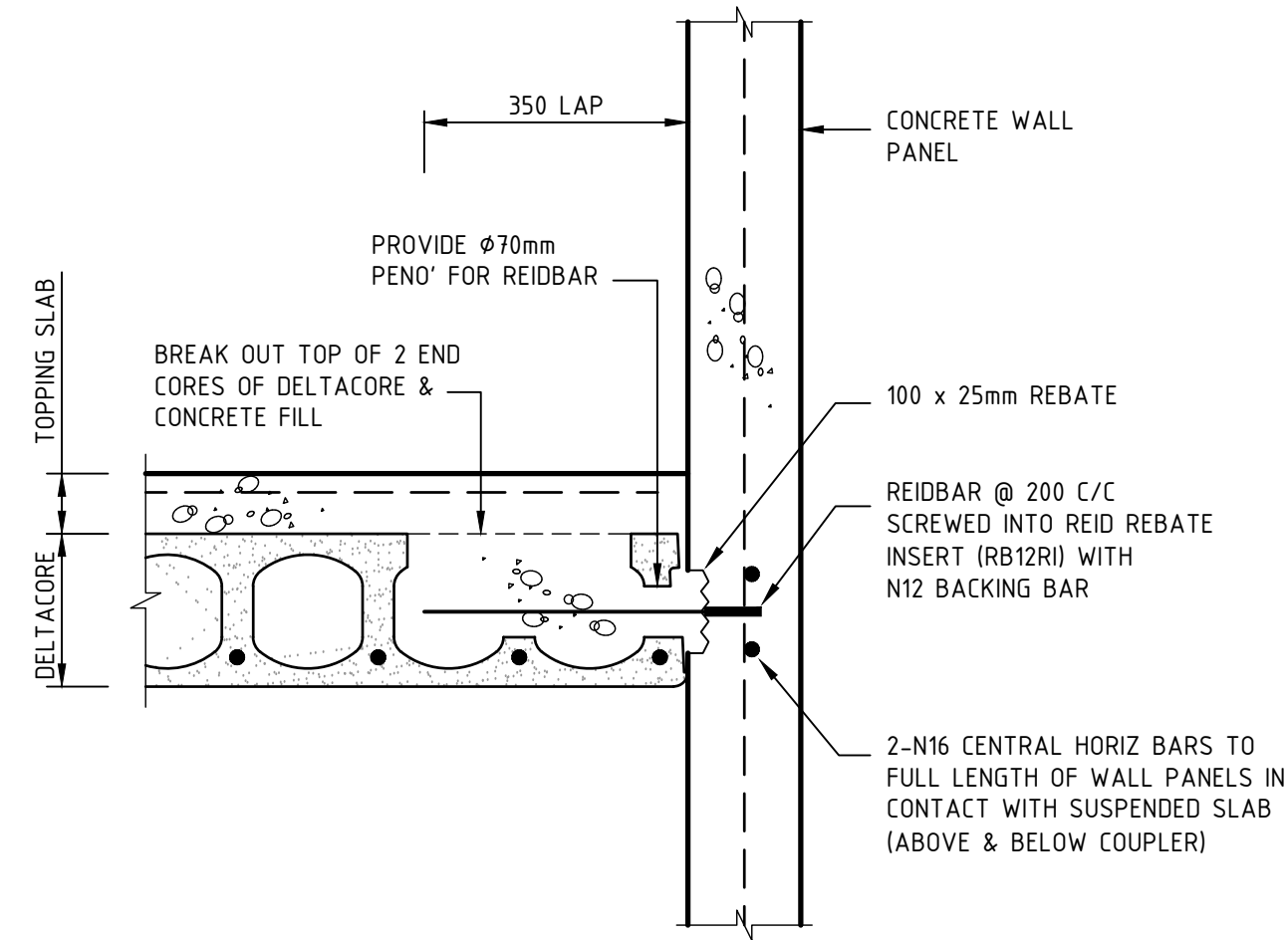




BONDEK SUSPENDED SLAB



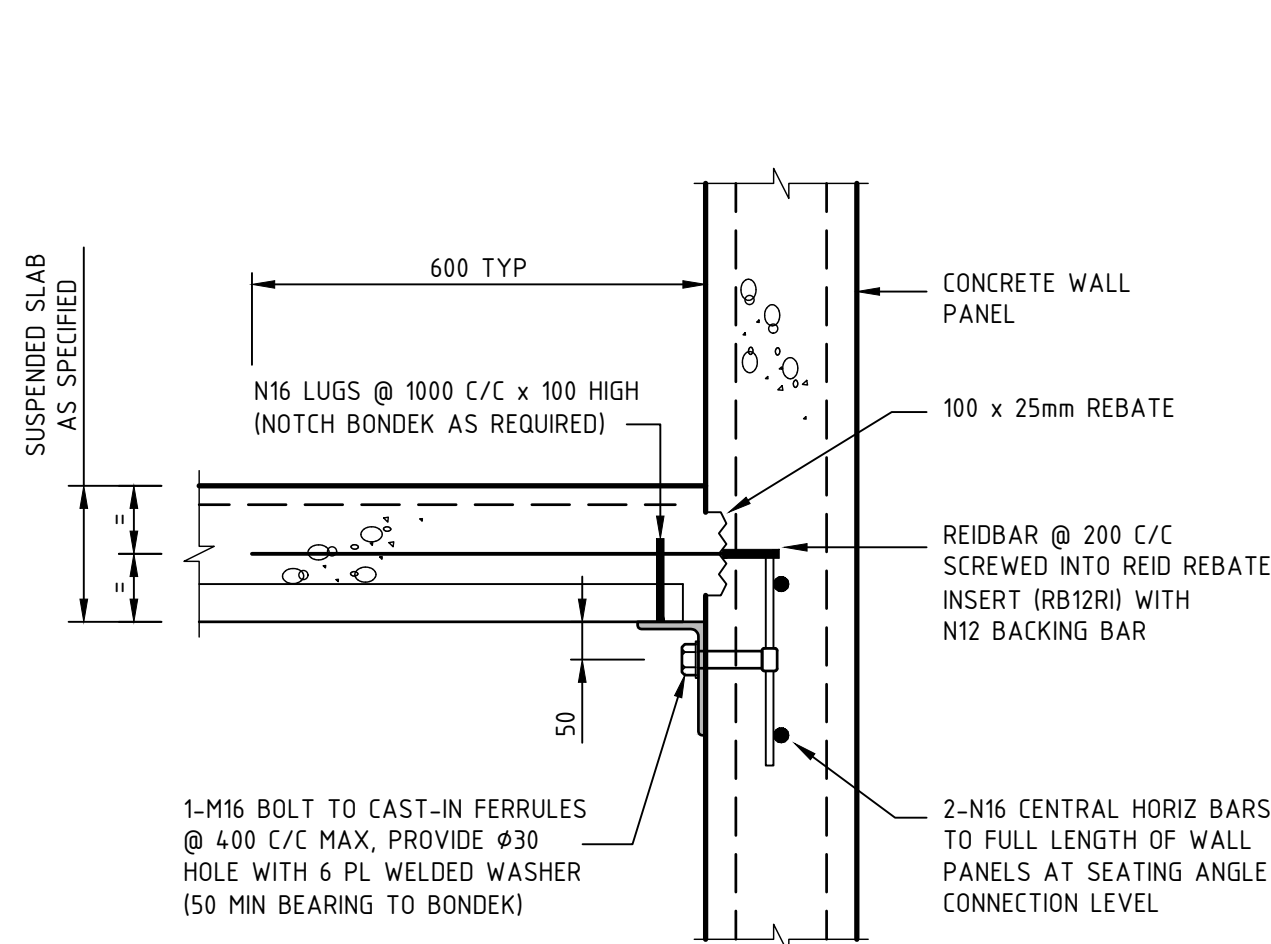
OFF-FORM SUSPENDED SLAB



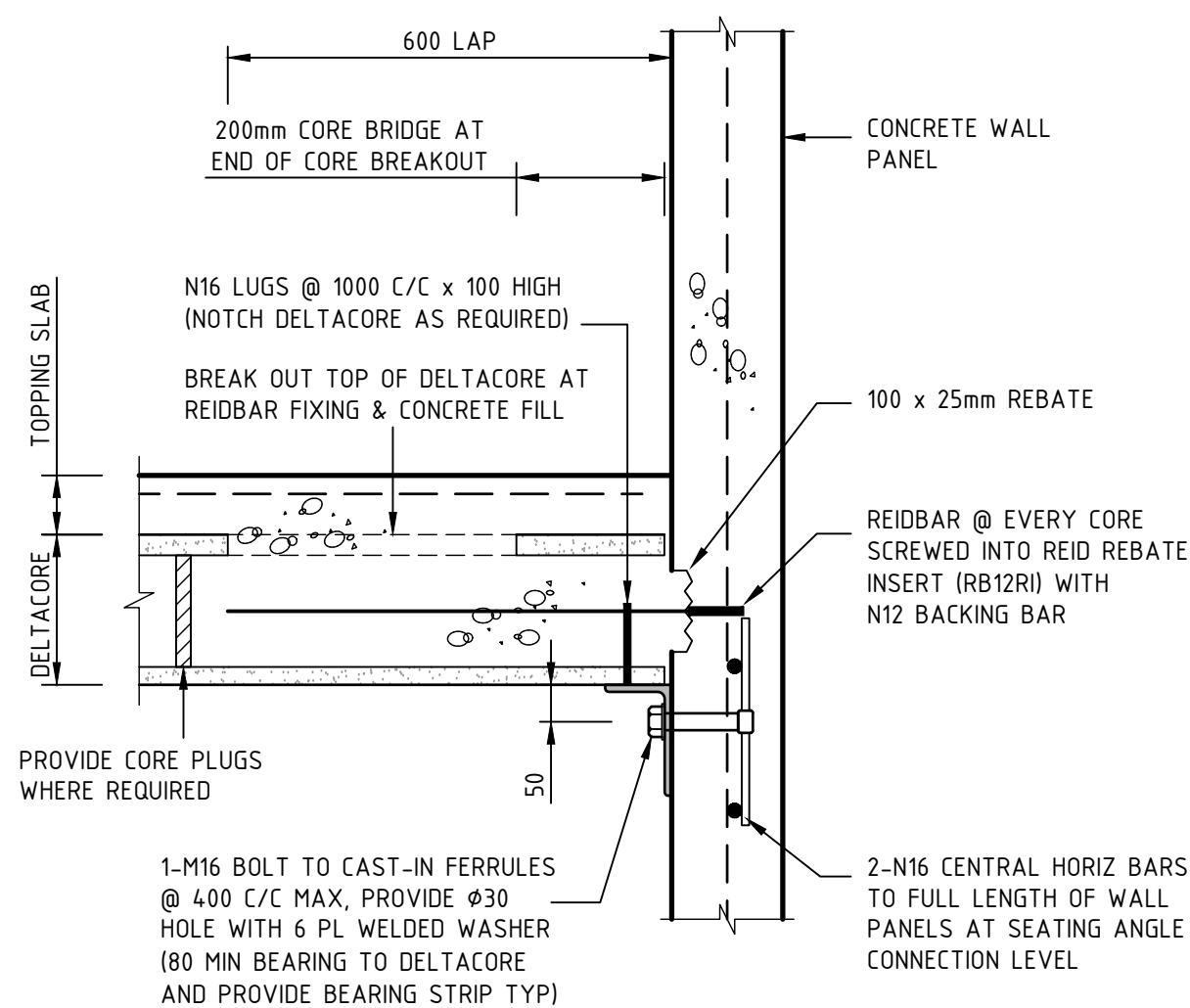
DELTACORE SUSPENDED SLAB

TYPICAL SUSPENDED SLAB TO WALL PANEL DETAILS

NTS



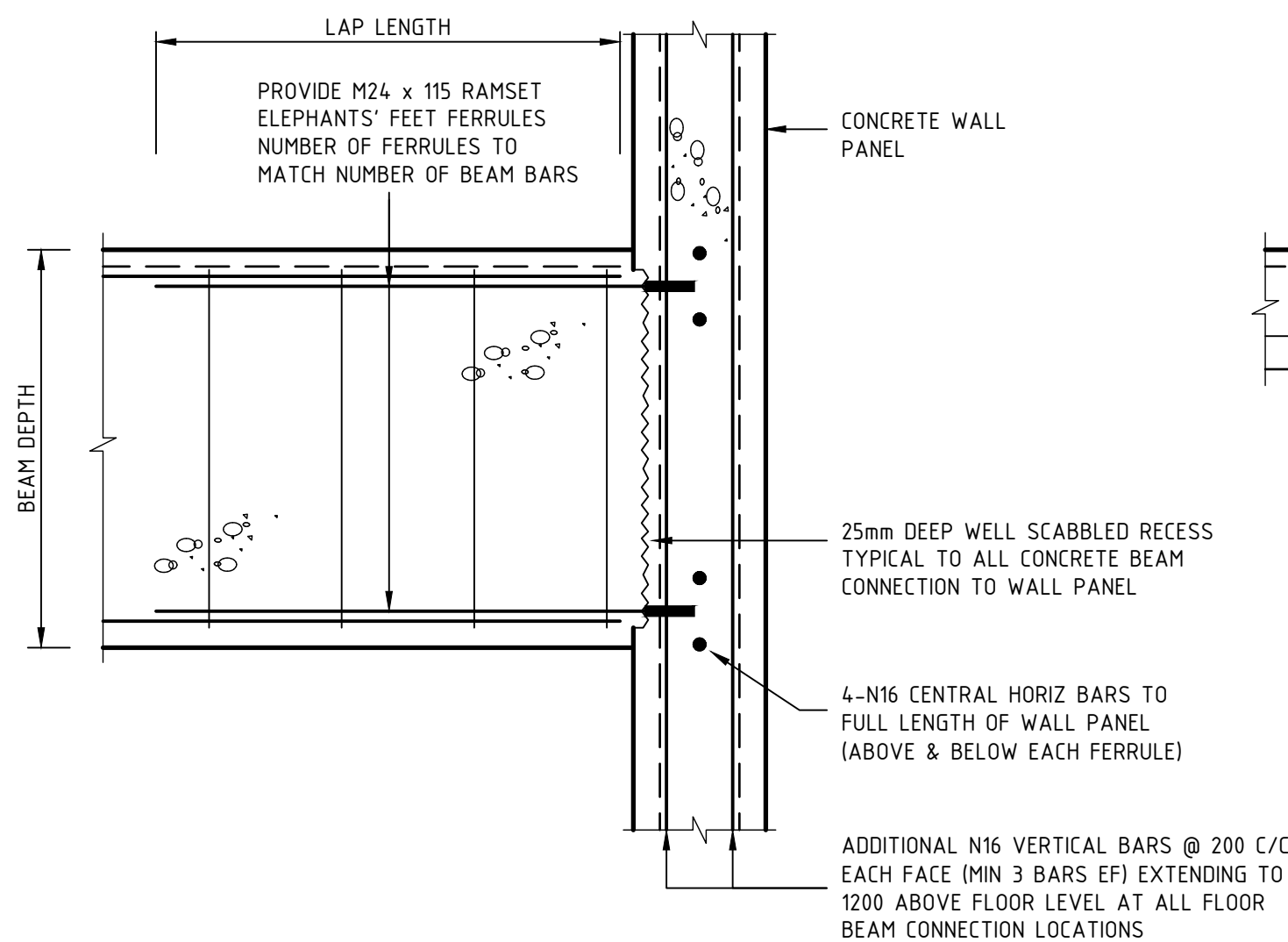
BONDEK SUSPENDED SLAB



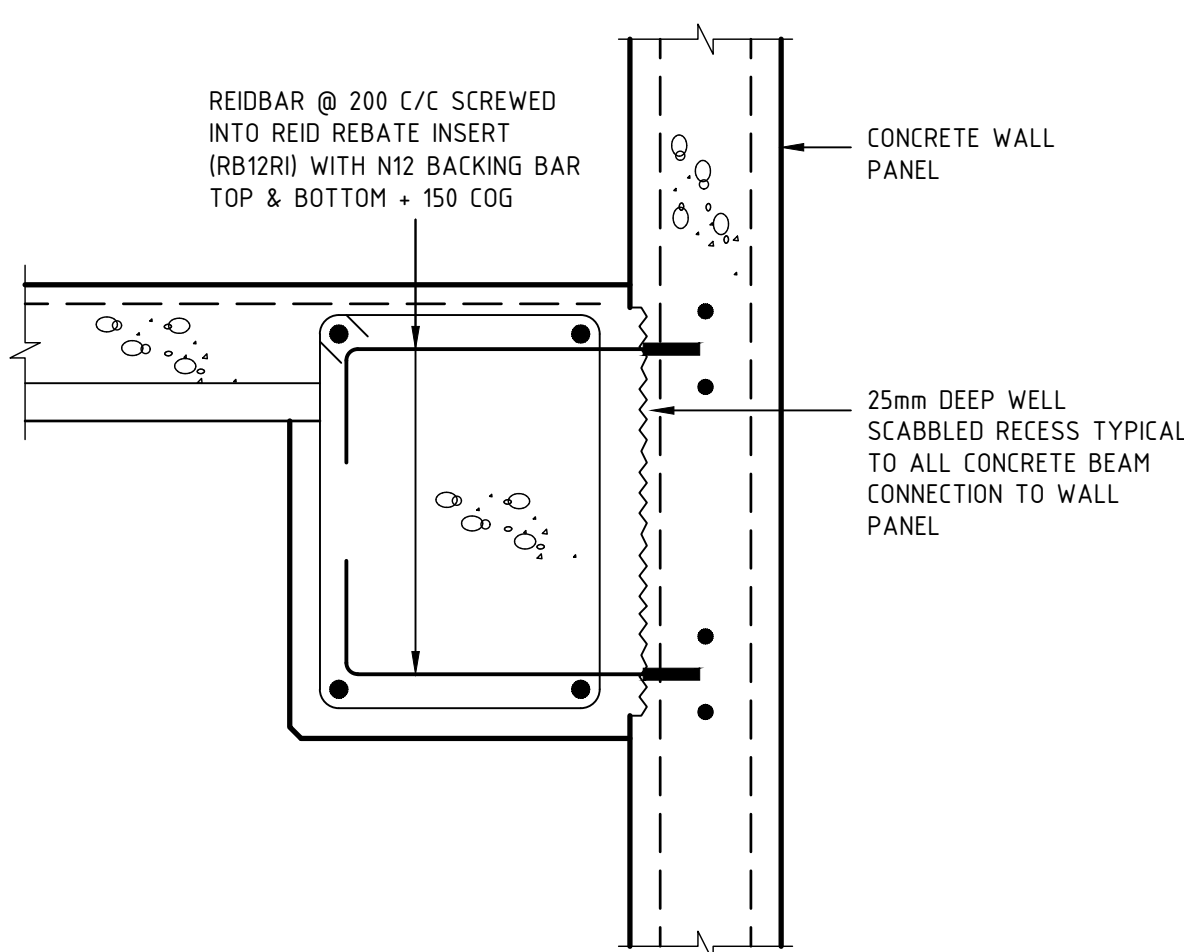
DELTACORE SUSPENDED SLAB

TYPICAL SEATING ANGLE SA1 DETAILS

NTS



PERPENDICULAR TO WALL PANEL



PARALLEL TO WALL PANEL

TYPICAL CONCRETE BEAM TO WALL PANEL DETAILS

NTS

|    |                  |    |    |          |
|----|------------------|----|----|----------|
| AA | FOR CONSTRUCTION | DG | FK | 19.10.18 |
|----|------------------|----|----|----------|

|    |          |       |        |      |
|----|----------|-------|--------|------|
| No | REVISION | DRAWN | CHE'KD | DATE |
|----|----------|-------|--------|------|

PROJECT  
THE WILLCOX APARTMENTS  
AT: 117 PROSPECT ROAD  
PROSPECT, SA 5082  
FOR: CITIFY & BFC PTY LTD

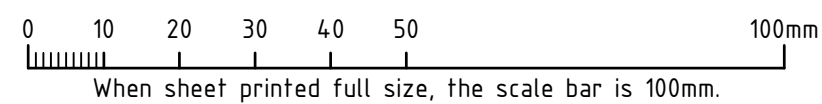
DRAWING TITLE  
CONCRETE WALL PANEL DETAILS

Civil  
Environmental  
Mechanical  
Fire  
Lifts  
Structural  
Geotechnical  
Electrical  
Hydraulics  
Green ESD  
Level 6, 100 Pirie Street,  
Adelaide SA 5000  
Telephone 08 8238 4100  
Facsimile 08 8410 1405

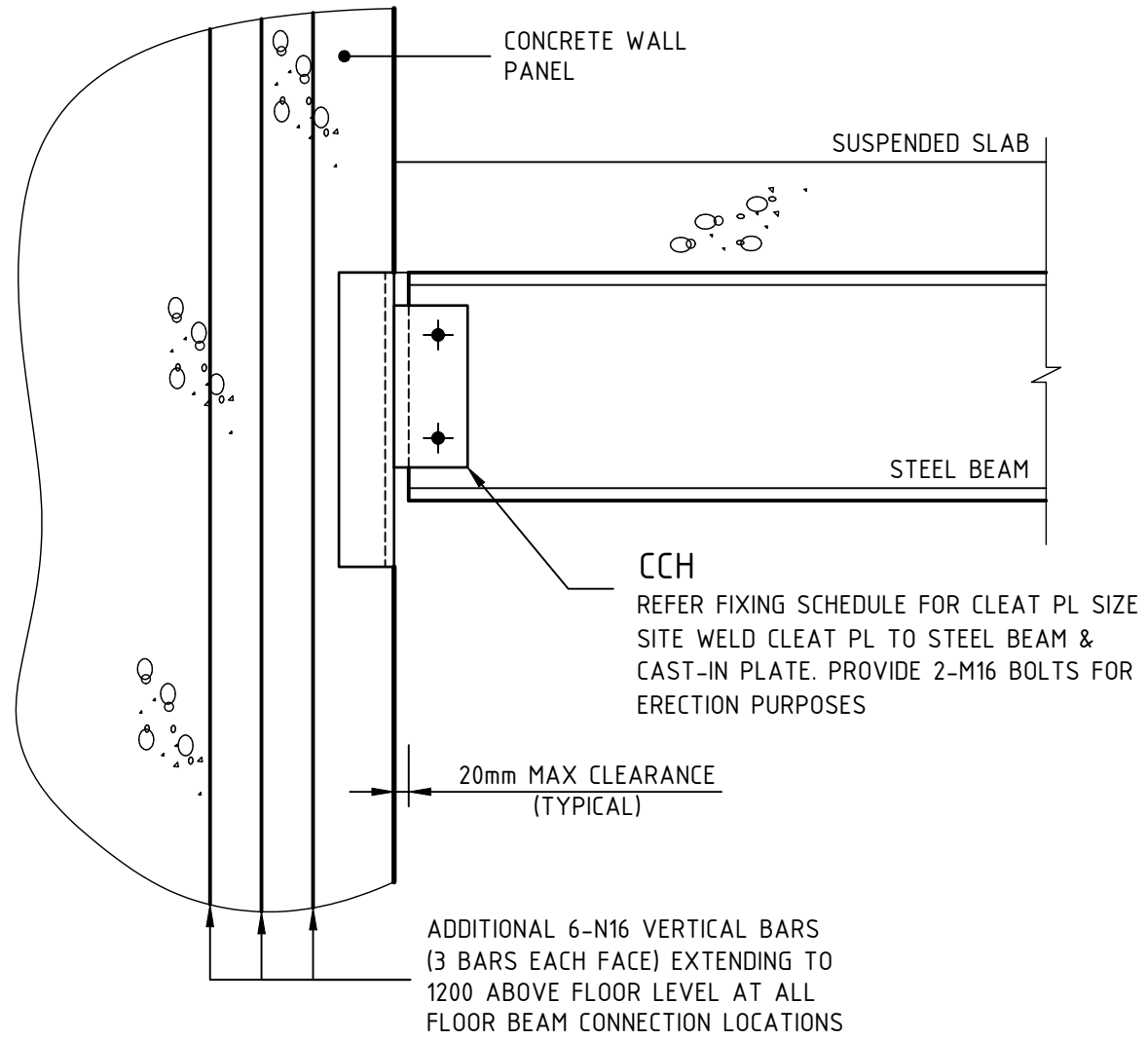


|        |          |                      |
|--------|----------|----------------------|
| SCALES | AS SHOWN | © COPYRIGHT RESERVED |
|--------|----------|----------------------|

|          |            |                 |
|----------|------------|-----------------|
| DRAWN    | DG         | DRAWING No.     |
| DATE     | APRIL 2018 | 1802052-S405/AA |
| ENGINEER | FK         |                 |
| CHECKED  |            |                 |

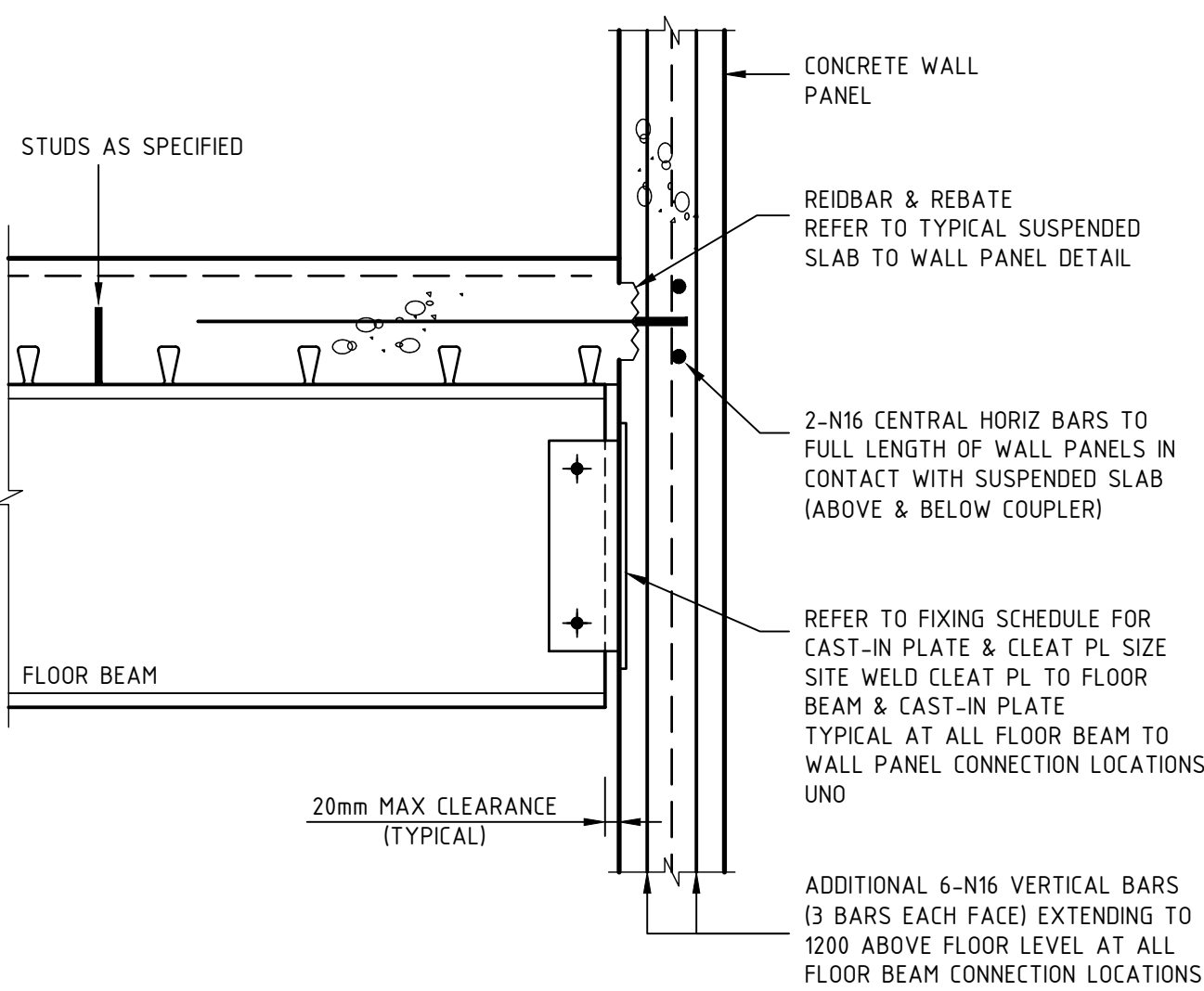


REFER DRAWING S00 FOR GENERAL NOTES



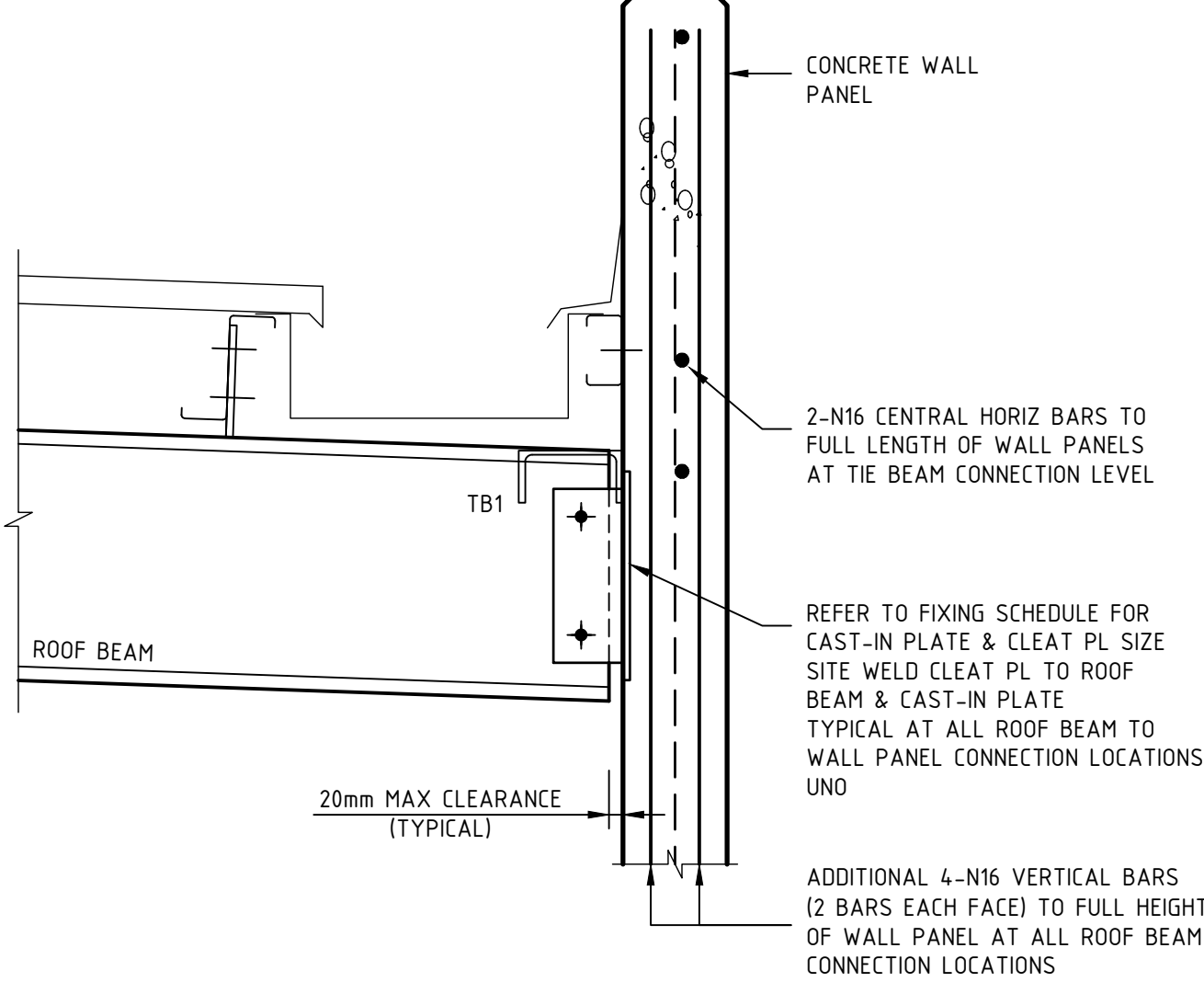
TYPICAL STEEL BEAM TO WALL PANEL EDGE DETAIL

NTS  
NOTE:  
ADDITIONAL SLAB REINFORCEMENT NOT SHOWN  
REFER TO DETAILS



TYPICAL STEEL BEAM TO WALL PANEL DETAIL

NTS  
NOTE:  
ADDITIONAL SLAB REINFORCEMENT NOT SHOWN  
REFER TO DETAILS



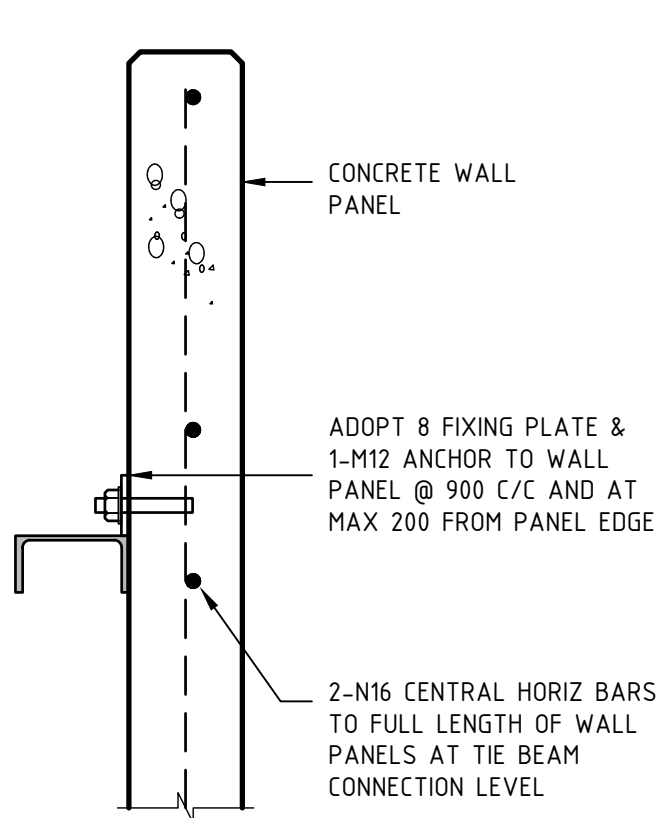
TYPICAL ROOF BEAM TO WALL PANEL DETAIL

NTS

| STEEL BEAM TO WALL PANEL FIXING SCHEDULE |                   |            |           |
|--|-------------------|------------|-----------|
| UB / PFC                                 | CLEAT PL          | FLOOR BEAM | ROOF BEAM |
| 150                                      | 100 x 100 x 10 PL | CP2/CA2    | CP2       |
| 180                                      | 100 x 120 x 10 PL | CP2/CA2    | CP2       |
| 200                                      | 100 x 130 x 10 PL | CP2/CA2    | CP2       |
| 230                                      | 100 x 150 x 10 PL | CP2/CA2    | CP2       |
| 250                                      | 100 x 180 x 10 PL | CP2/CA2    | CP2       |
| 310/300                                  | 100 x 220 x 10 PL | CP2        | CP2       |

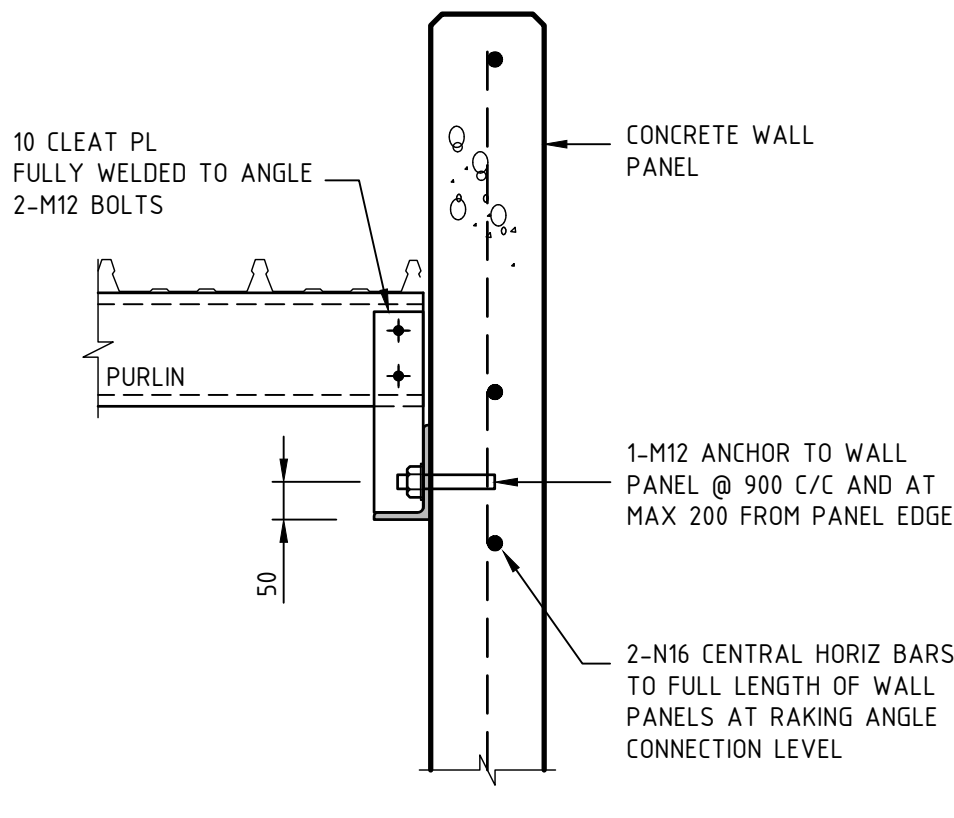
NOTES:

- IF BEAM CONNECTION OCCURS AT WALL PANEL JOINT LOCATION  
PROVIDE CAST-IN PLATE TO EACH PANEL AND FULLY SITE WELD A  
200 WIDE x 12 BRIDGING PLATE BETWEEN (HEIGHT TO MATCH CLEAT PL).
- PROVIDE 2-M16 BOLTS FOR ERECTION PURPOSES.



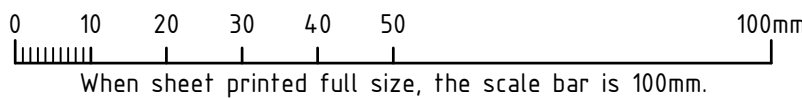
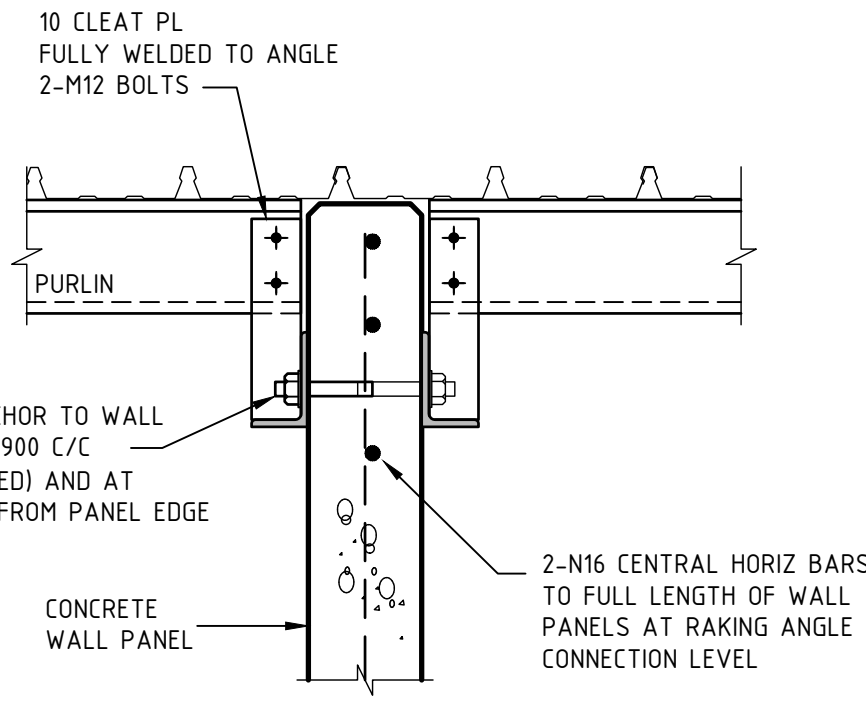
TYPICAL TIE BEAM R.TB1 DETAIL

NTS



TYPICAL RAKING ANGLE RA1 DETAILS

NTS



|    |                  |       |         |          |
|----|------------------|-------|---------|----------|
| AA | FOR CONSTRUCTION | DG    | FK      | 19.10.18 |
| No | REVISION         | DRAWN | CHECKED | DATE     |

PROJECT  
THE WILLCOX APARTMENTS  
AT: 117 PROSPECT ROAD  
PROSPECT, SA 5082  
FOR: CITIFY & BFC PTY LTD

DRAWING TITLE  
CONCRETE WALL PANEL DETAILS

Civil  
Environmental  
Mechanical  
Fire  
Lifts  
Structural  
Geotechnical  
Electrical  
Hydraulics  
Green ESD  
Level 6, 100 Pirie Street,  
Adelaide SA 5000  
Telephone 08 8238 4100  
Facsimile 08 8410 1405



| SCALES   |                    | DRAWING No.<br>1802052-S406/AA |
|----------|--------------------|--------------------------------|
| AS SHOWN | COPYRIGHT RESERVED |                                |
| DRAWN    | DG                 |                                |
| DATE     | APRIL 2018         |                                |
| ENGINEER | FK                 |                                |
| CHECKED  |                    |                                |

SECTION 14  
1:20 S103

100 THICK SPRAYED CONCRETE WALL


STRIP CORE DRAIN (TO BE DISCONTINUOUS LOCALLY AT BORED PIERS)

PROVIDE 2-N16 DOWELS FROM SUSPENDED SLAB INTO EACH BORED PIER, 600 LONG OVERALL, EPOXY GROUTED 250 INTO BORED PIER

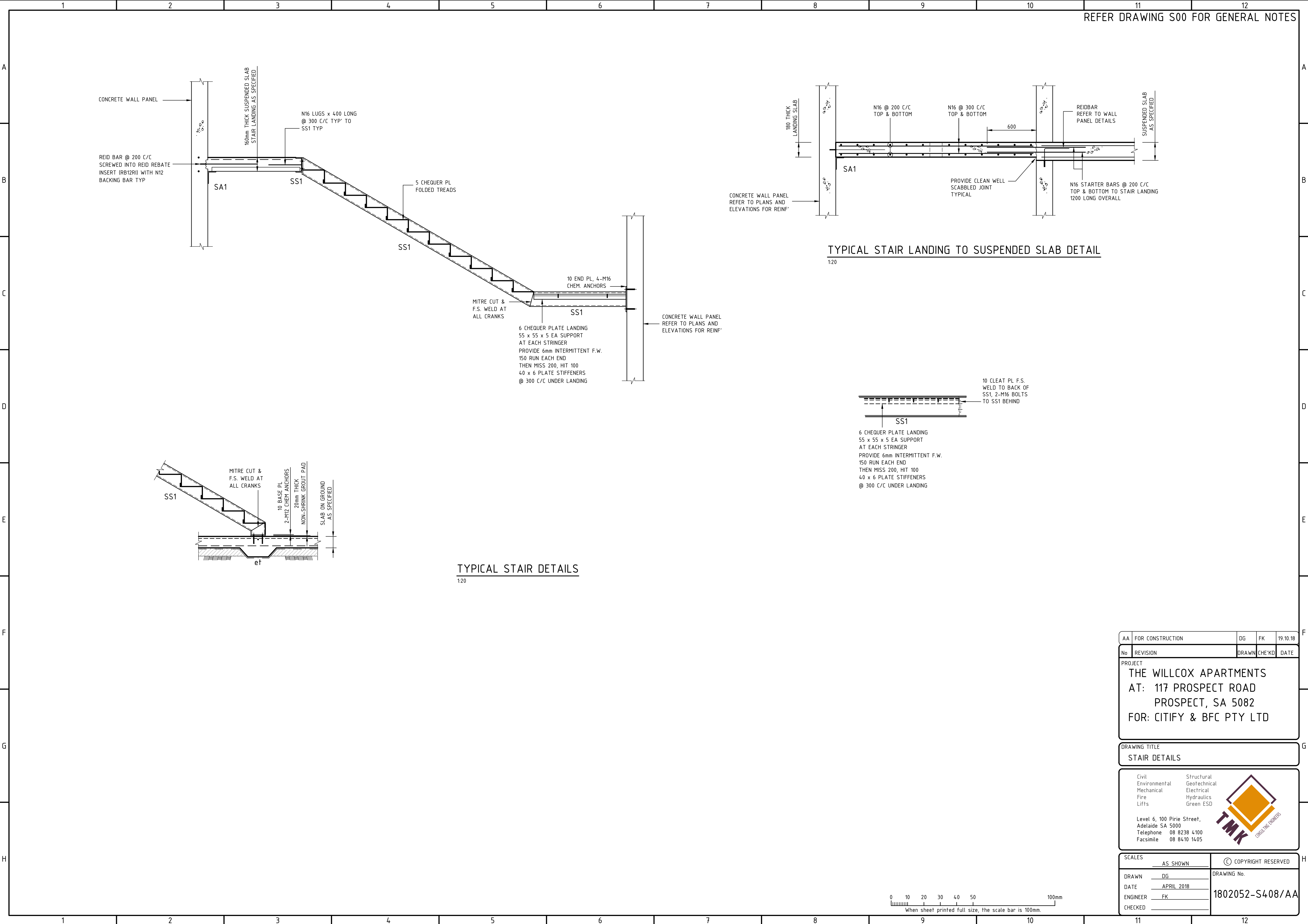
BP5  
 Ø600 BORED PIER @  
 1050 C/C MAX

VIEW FROM ARROW 'Y'

1:20

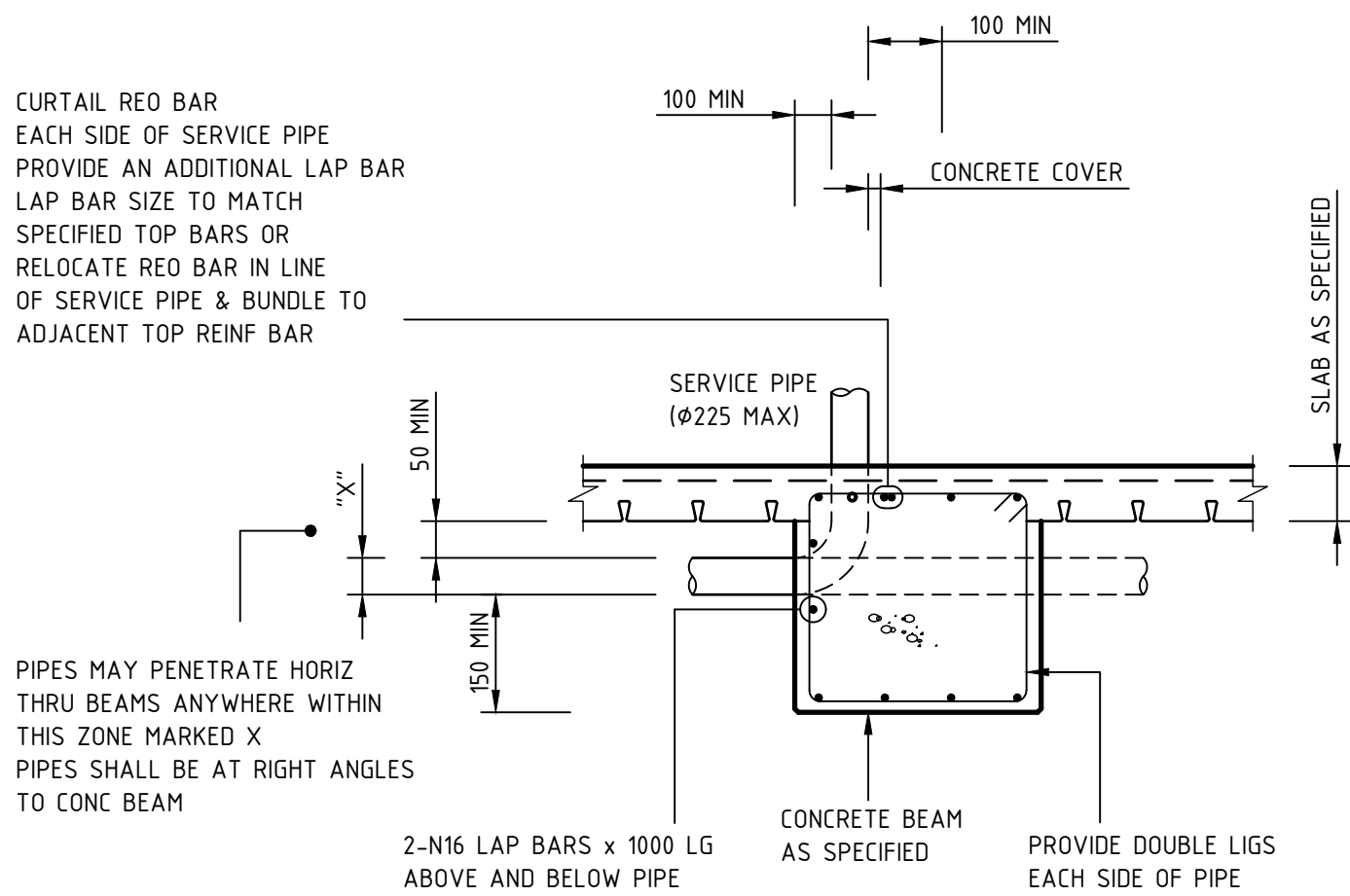
|  |                  |   |       |          |
|--|------------------|---|-------|----------|
| AA   | FOR CONSTRUCTION | OG  | FK    | 19.10.18 |
| No   | REVISION         | DRAWN                                     | CHEKD | DATE     |
| PROJECT<br><b>THE WILLCOX APARTMENTS</b><br><b>AT: 117 PROSPECT ROAD</b><br><b>PROSPECT, SA 5082</b><br><b>FOR: CITIFY &amp; BFC PTY LTD</b>   |                  |   |       |          |
| DRAWING TITLE  |                  |   |       |          |
| <b>SECTIONS &amp; DETAILS</b>  |                  |   |       |          |
| <div> <div> Civil<br/>Environmental<br/>Mechanical<br/>Fire<br/>Lifts </div> <div> Structural<br/>Geotechnical<br/>Electrical<br/>Hydraulics<br/>Green ESD </div> <div>  </div> </div> <p>Level 6, 100 Pirie Street,<br/>Adelaide SA 5000<br/> Telephone 08 8238 4100<br/> Facsimile 08 8410 1405</p> |                  |   |       |          |
| SCALES<br>AS SHOWN   |                  | © COPYRIGHT RESERVED                      |       |          |
| DRAWN     DG<br>DATE       APRIL 2018<br>ENGINEER   FK<br>CHECKED  |                  | DRAWING No.<br><br><b>1802052-S407/AA</b> |       |          |



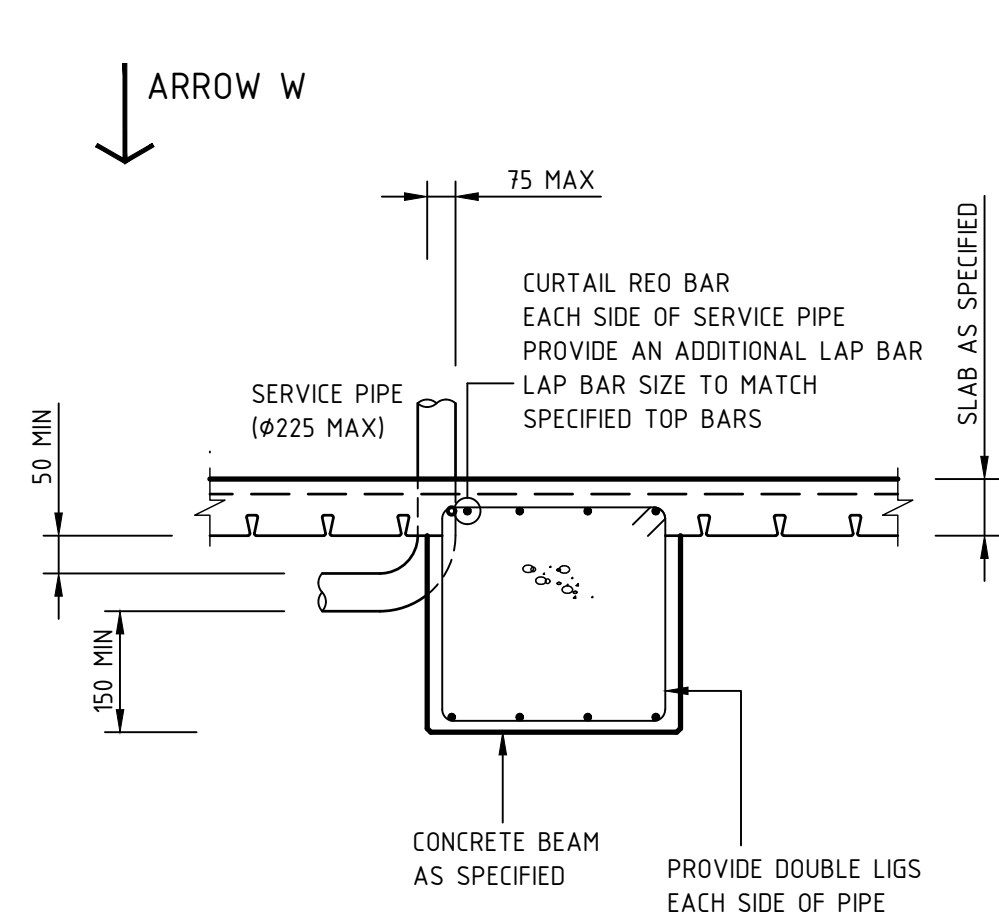


|  |                  |                    |         |          |
|--|------------------|--------------------|---------|----------|
| AA   | FOR CONSTRUCTION | DG                 | FK      | 19.10.18 |
| No   | REVISION         | DRAWN              | CHECKED | DATE     |
| PROJECT  |                  |                    |         |          |
| THE WILLCOX APARTMENTS   |                  |                    |         |          |
| AT: 117 PROSPECT ROAD  |                  |                    |         |          |
| PROSPECT, SA 5082  |                  |                    |         |          |
| FOR: CITIFY & BFC PTY LTD  |                  |                    |         |          |
| DRAWING TITLE  |                  |                    |         |          |
| STAIR DETAILS  |                  |                    |         |          |
| Civil<br>Environmental<br>Mechanical<br>Fire<br>Lifts  |                  |                    |         |          |
| Structural<br>Geotechnical<br>Electrical<br>Hydraulics<br>Green ESD                                |                  |                    |         |          |
| Level 6, 100 Pirie Street,<br>Adelaide SA 5000<br>Telephone 08 8238 4100<br>Facsimile 08 8410 1405 |                  |                    |         |          |
| TMK CONSULTING ENGINEERS   |                  |                    |         |          |
| SCALES   |                  | COPYRIGHT RESERVED |         |          |
| AS SHOWN   |                  | DRAWING No.        |         |          |
| DRAWN DG   |                  | 1802052-S408/AA    |         |          |
| DATE APRIL 2018  |                  |                    |         |          |
| ENGINEER FK  |                  |                    |         |          |
| CHECKED  |                  |                    |         |          |

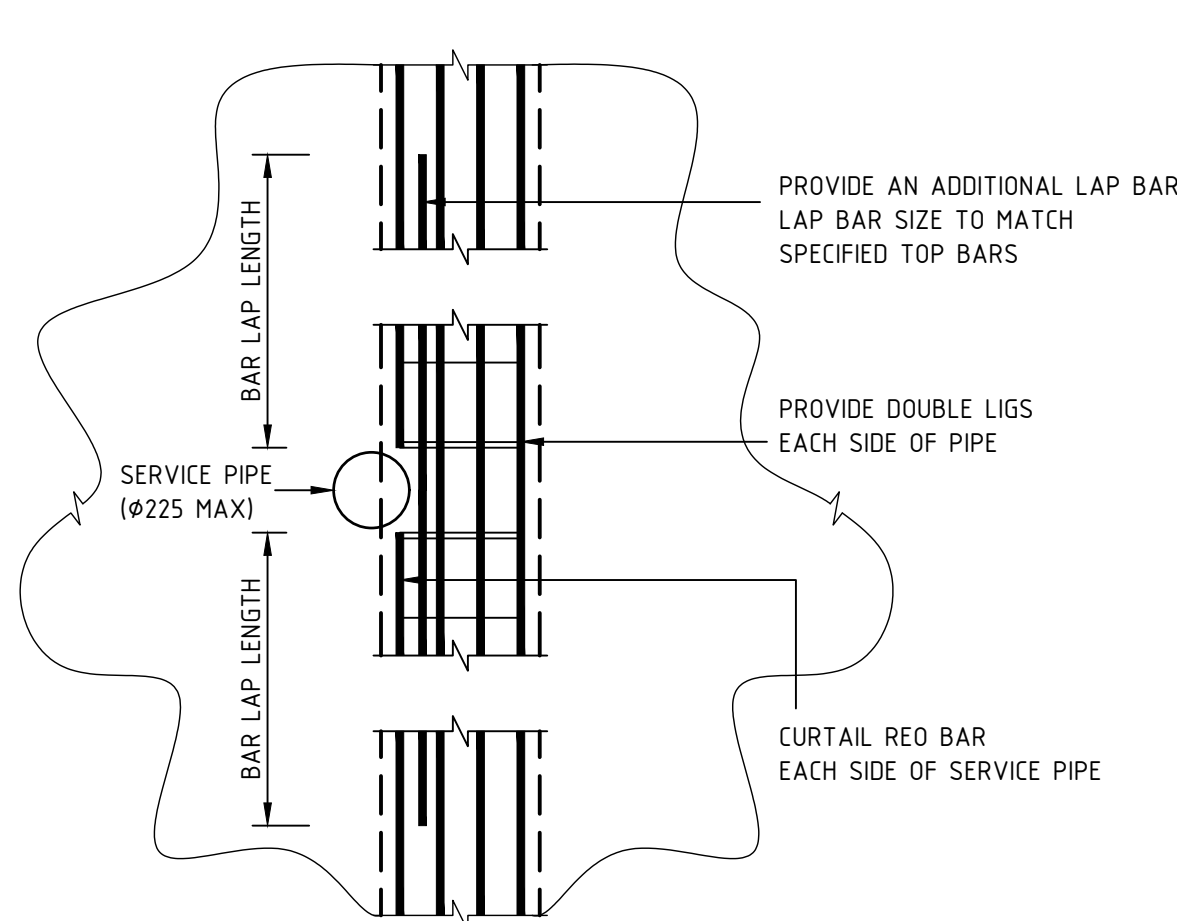
REFER DRAWING S00 FOR GENERAL NOTES



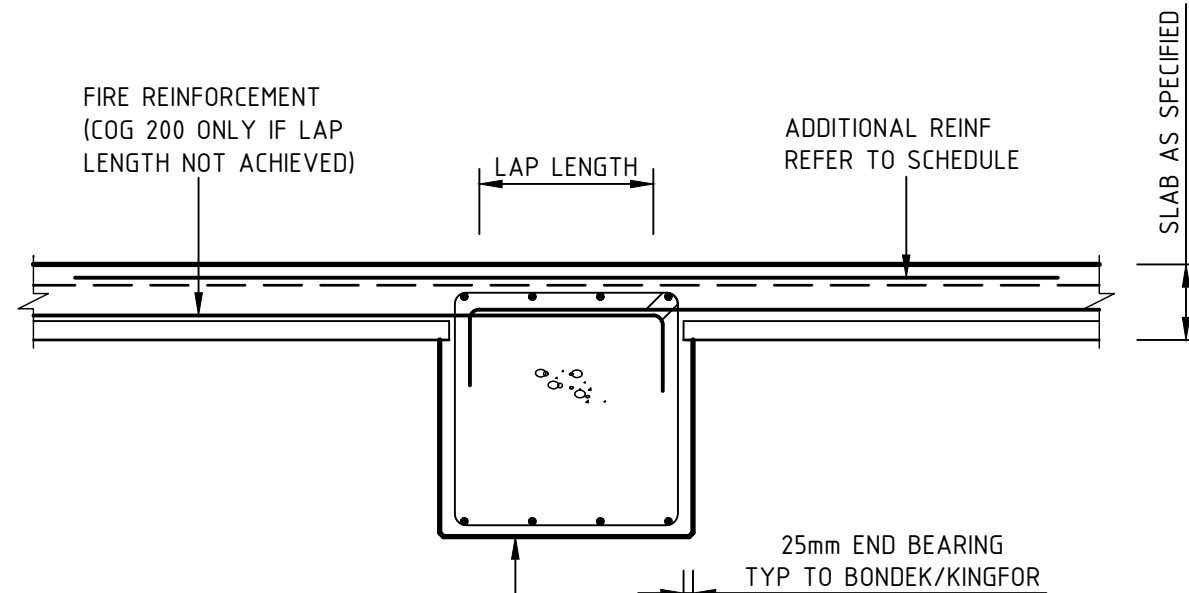
**SERVICE PIPE CONC' BEAM PENETRATION**  
SITUATION 2  
NTS



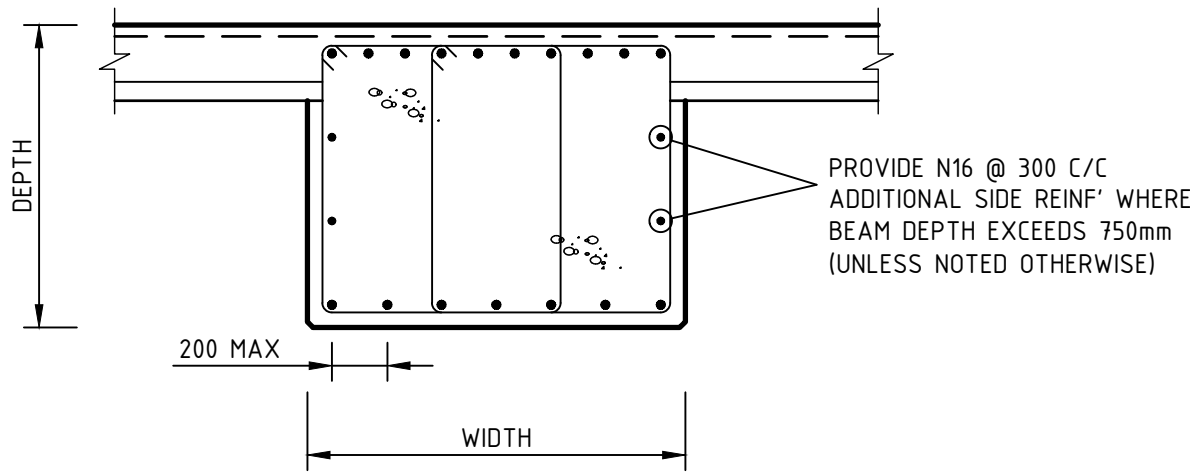
**SERVICE PIPE CONC' BEAM PENETRATION**  
SITUATION 1  
NTS



**PLAN VIEW FROM ARROW "W"**  
NTS

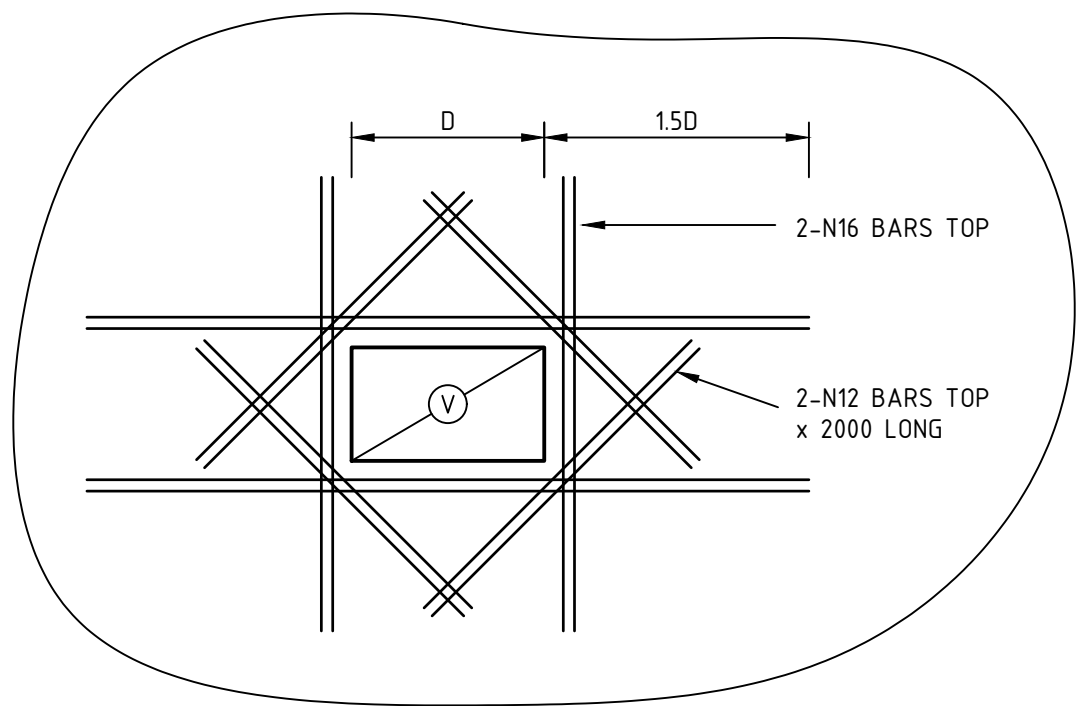


**REINFORCEMENT PLACEMENT**



**SIDE REINFORCEMENT**

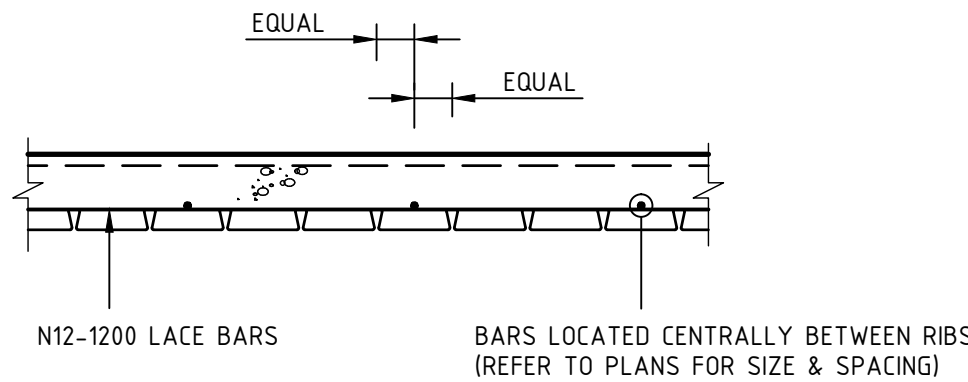
**TYPICAL CONCRETE BEAM DETAILS**  
NTS



**TYPICAL SERVICE PENETRATION DETAIL**  
NTS  
NOTE:  
SLAB REINF' OMITTED FOR CLARITY

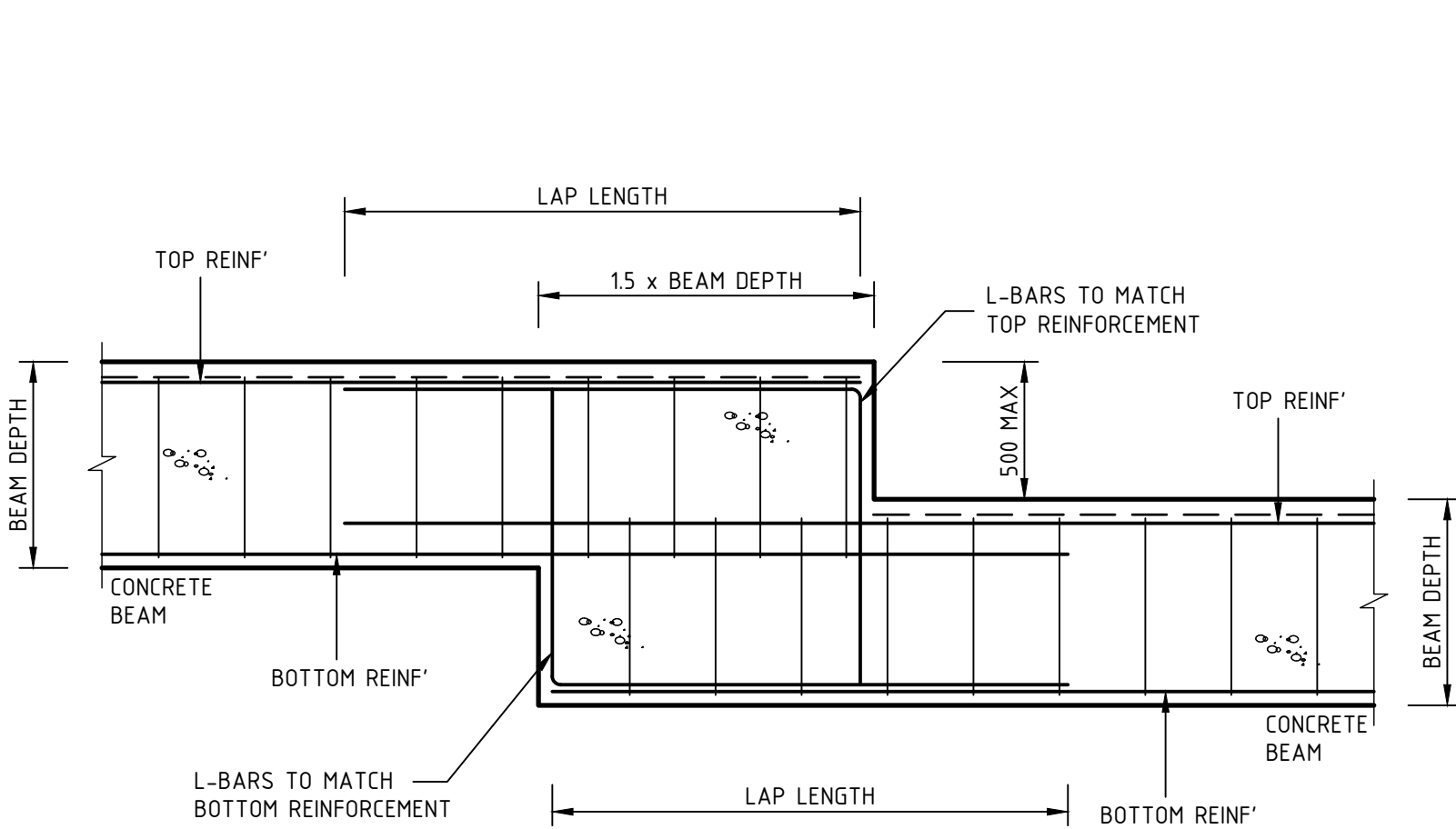
**REINFORCEMENT LAP LENGTHS (UNO)**

|     |   |        |
|-----|---|--------|
| N12 | - | 600mm  |
| N16 | - | 750mm  |
| N20 | - | 1000mm |
| N24 | - | 1450mm |
| N28 | - | 1800mm |
| N32 | - | 2150mm |
| N36 | - | 2600mm |

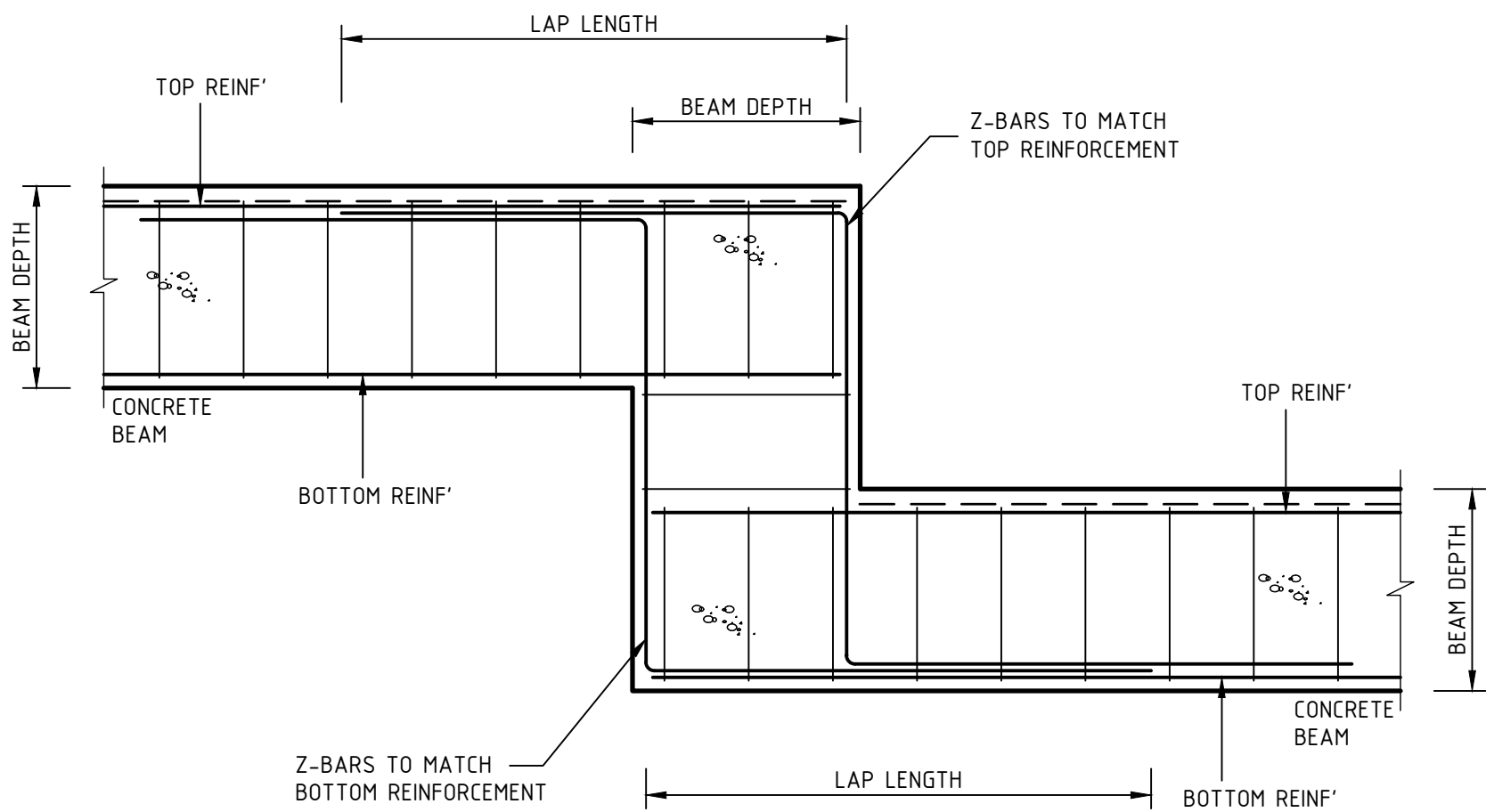


**FIRE REO' PLACEMENT**

**TYPICAL BONDEK SLAB DETAIL**  
1:20

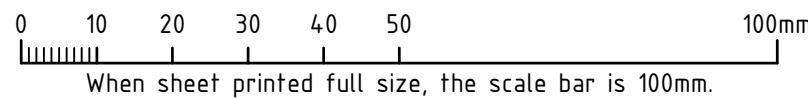


**STEPS 500mm OR LESS**



**STEPS GREATER THAN 500mm**

**TYPICAL CONCRETE BEAM STEP DETAILS**  
1:20



|    |                  |       |         |          |
|----|------------------|-------|---------|----------|
| AA | FOR CONSTRUCTION | DG    | FK      | 19.10.18 |
| No | REVISION         | DRAWN | CHECKED | DATE     |

PROJECT  
**THE WILLCOX APARTMENTS**  
**AT: 117 PROSPECT ROAD**  
**PROSPECT, SA 5082**  
**FOR: CITIFY & BFC PTY LTD**

DRAWING TITLE  
**GROUND FL - LEVEL 4 FL DETAILS**

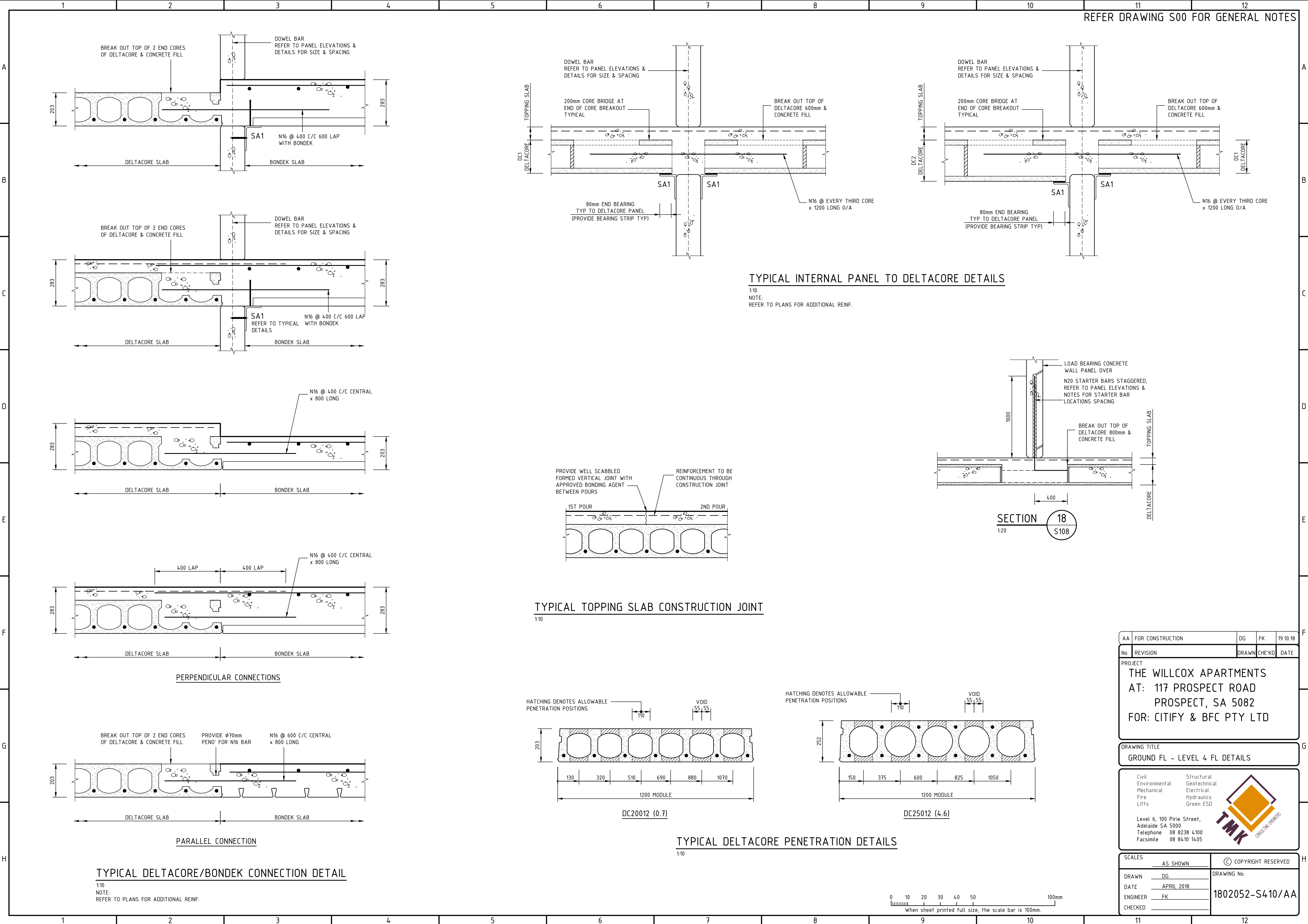
Civil  
Environmental  
Mechanical  
Fire  
Lifts

Structural  
Geotechnical  
Electrical  
Hydraulics  
Green ESD

Level 6, 100 Pirie Street,  
Adelaide SA 5000  
Telephone 08 8238 4100  
Facsimile 08 8410 1405



|          |            |                      |
|----------|------------|----------------------|
| SCALES   | AS SHOWN   | © COPYRIGHT RESERVED |
| DRAWN    | DG         | DRAWING No.          |
| DATE     | APRIL 2018 | 1802052-S409/AA      |
| ENGINEER | FK         |                      |
| CHECKED  |            |                      |



REFER DRAWING S00 FOR GENERAL NOTES

TYPICAL INTERNAL PANEL TO DELTACORE DETAILS

1:10  
NOTE:  
REFER TO PLANS FOR ADDITIONAL REINF.

SECTION 18  
1:20  
S108

TYPICAL TOPPING SLAB CONSTRUCTION JOINT


1:10

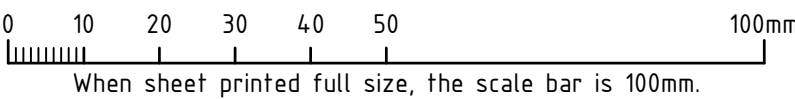
TYPICAL DELTACORE PENETRATION DETAILS

1:10

TYPICAL DELTACORE/BONDEK CONNECTION DETAIL

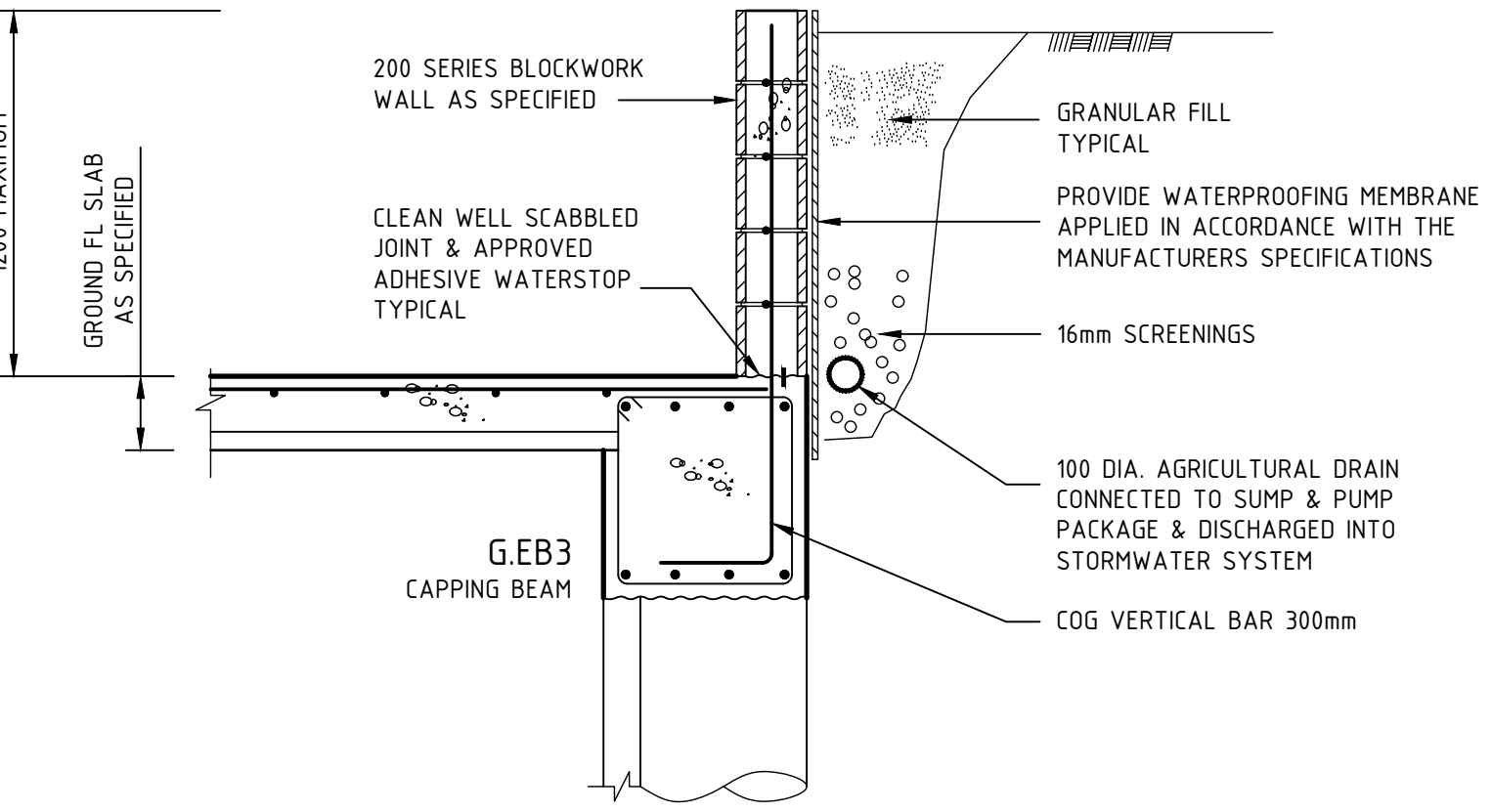
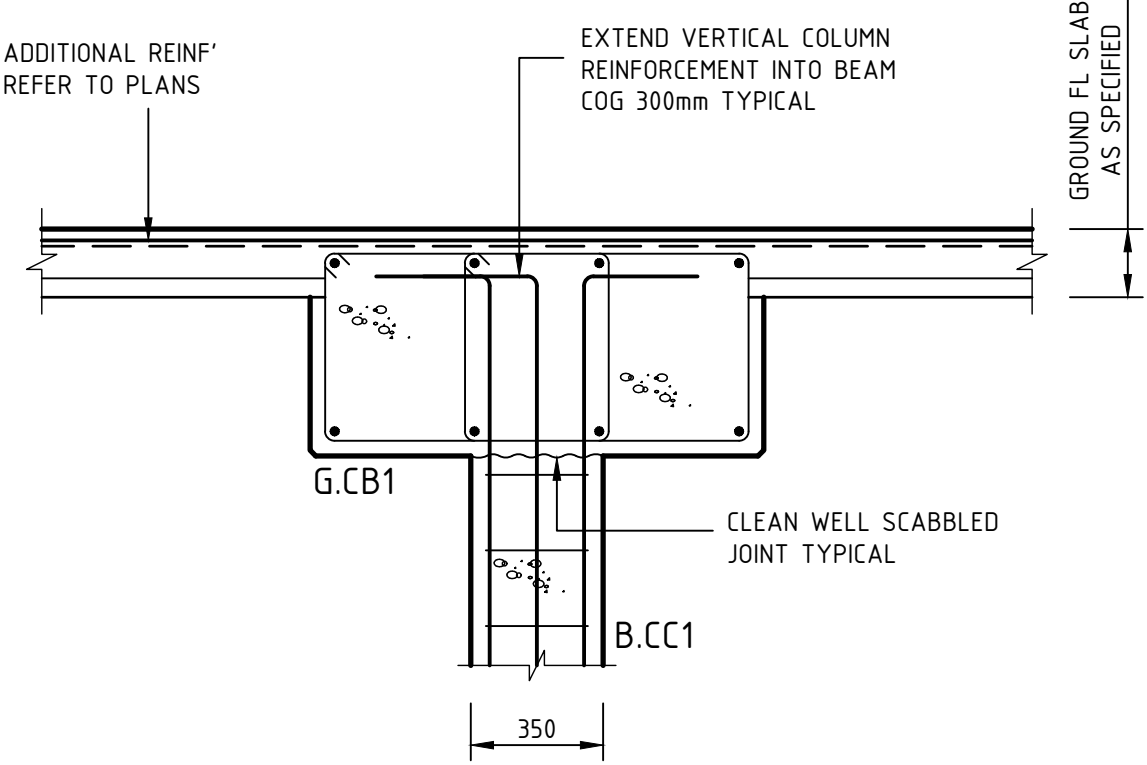
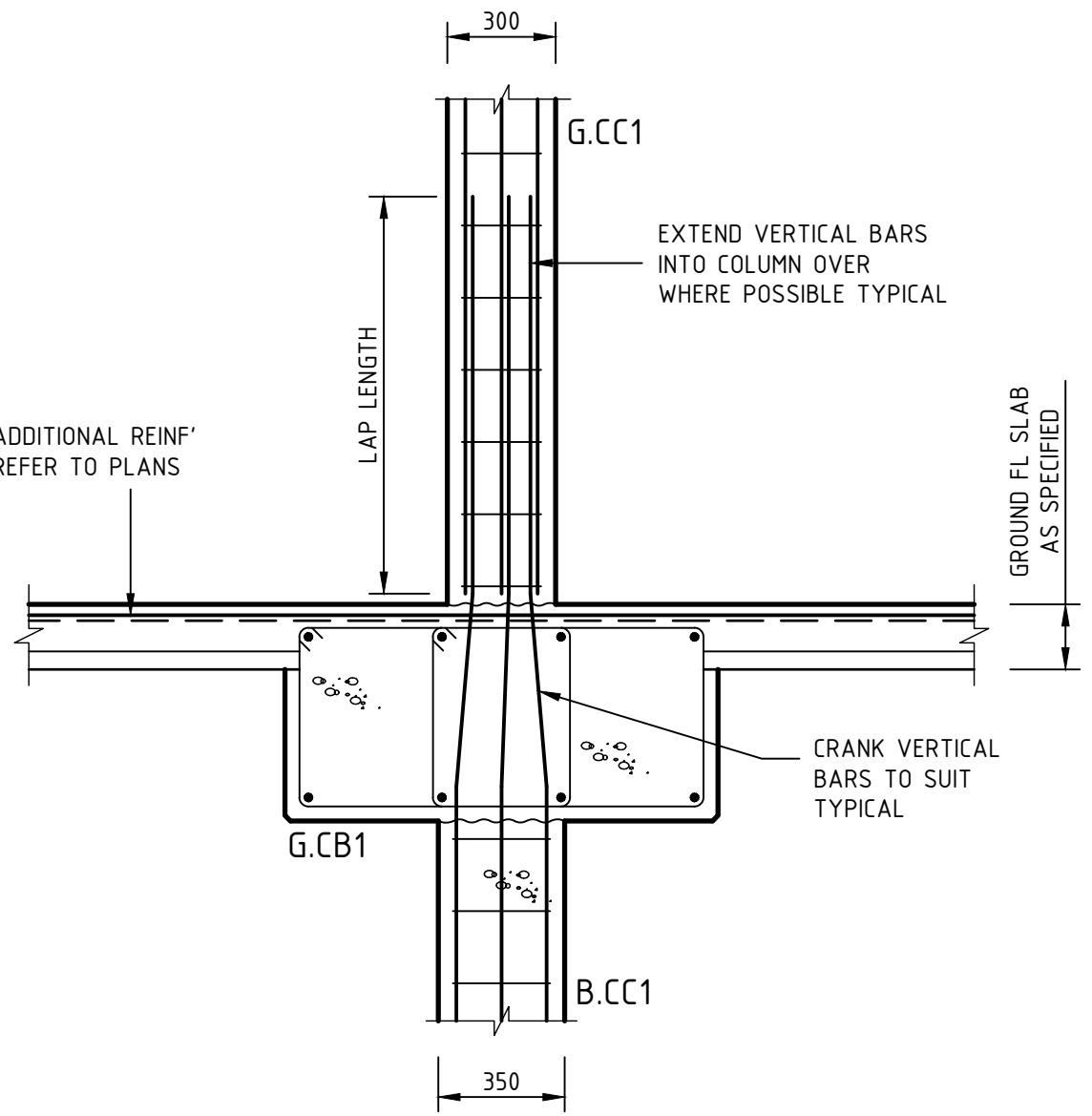
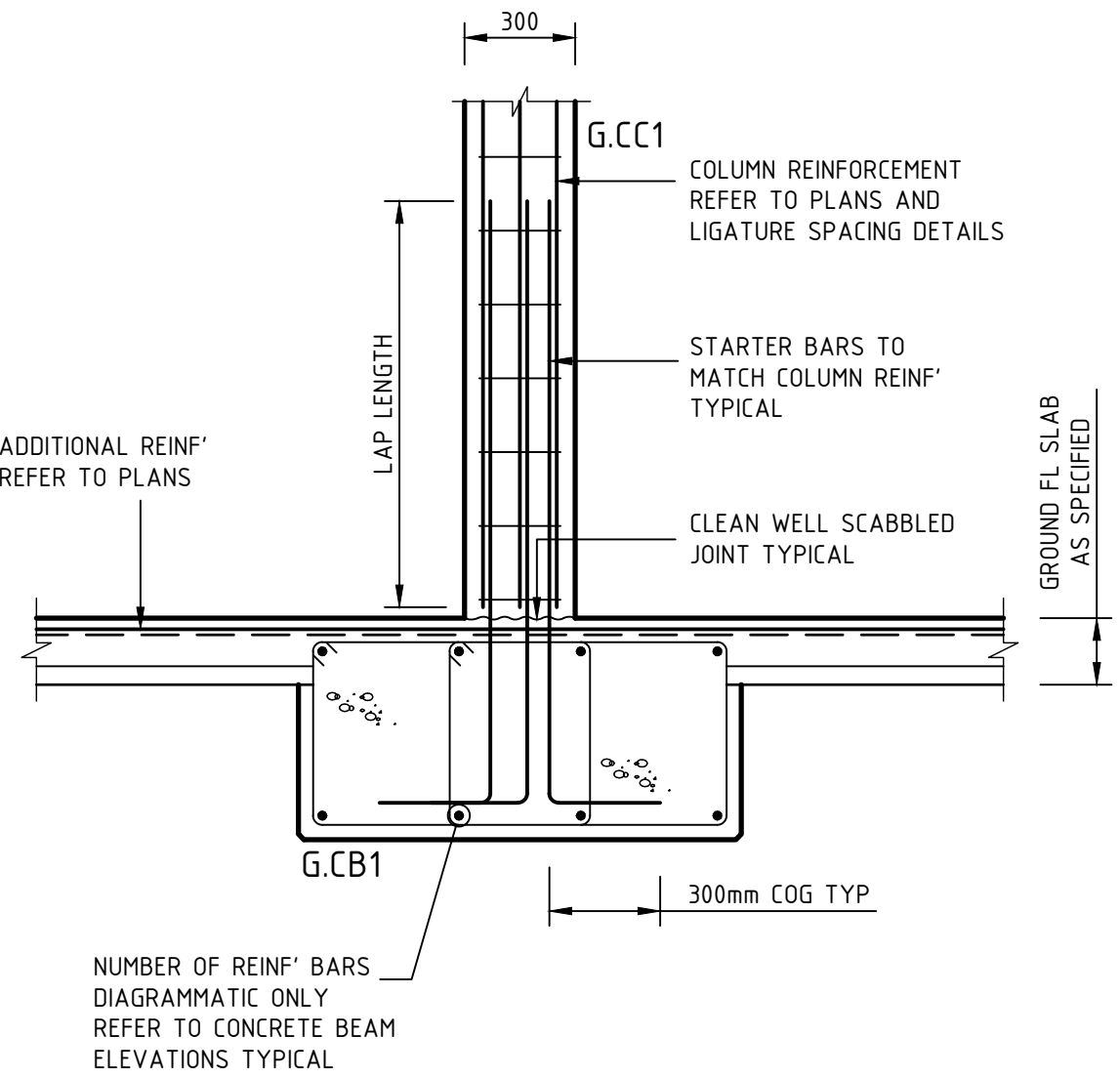
1:10  
NOTE:  
REFER TO PLANS FOR ADDITIONAL REINF.

|  |                  |   |       |   |
|--|------------------|---|-------|---|
| AA   | FOR CONSTRUCTION | DG  | FK    | 19.10.18  |
| No   | REVISION         | DRAWN   | CHEKD | DATE  |
| PROJECT  |                  |   |       |   |
| THE WILLCOX APARTMENTS   |                  |   |       |   |
| AT: 117 PROSPECT ROAD  |                  |   |       |   |
| PROSPECT, SA 5082  |                  |   |       |   |
| FOR: CITIFY & BFC PTY LTD  |                  |   |       |   |
| DRAWING TITLE  |                  |   |       |   |
| GROUND FL - LEVEL 4 FL DETAILS   |                  |   |       |   |
| Civil<br>Environmental<br>Mechanical<br>Fire<br>Lifts  |                  | Structural<br>Geotechnical<br>Electrical<br>Hydraulics<br>Green ESD |       |  |
| Level 6, 100 Pirie Street,<br>Adelaide SA 5000<br>Telephone 08 8238 4100<br>Facsimile 08 8410 1405 |                  |   |       |   |
| SCALES   |                  | COPYRIGHT RESERVED  |       |   |
| AS SHOWN   |                  |   |       |   |
| DRAWN  | DG               | DRAWING No.   |       |   |
| DATE   | APRIL 2018       | 1802052-S410/AA   |       |   |
| ENGINEER   | FK               |   |       |   |
| CHECKED  |                  |   |       |   |



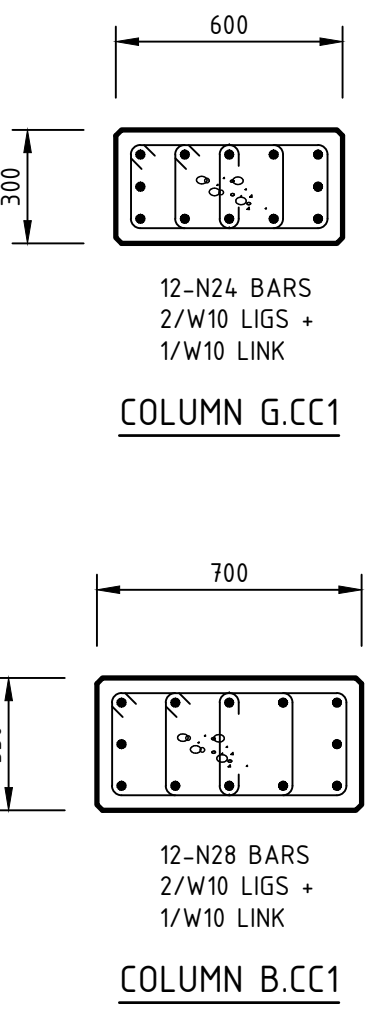


REFER DRAWING S00 FOR GENERAL NOTES

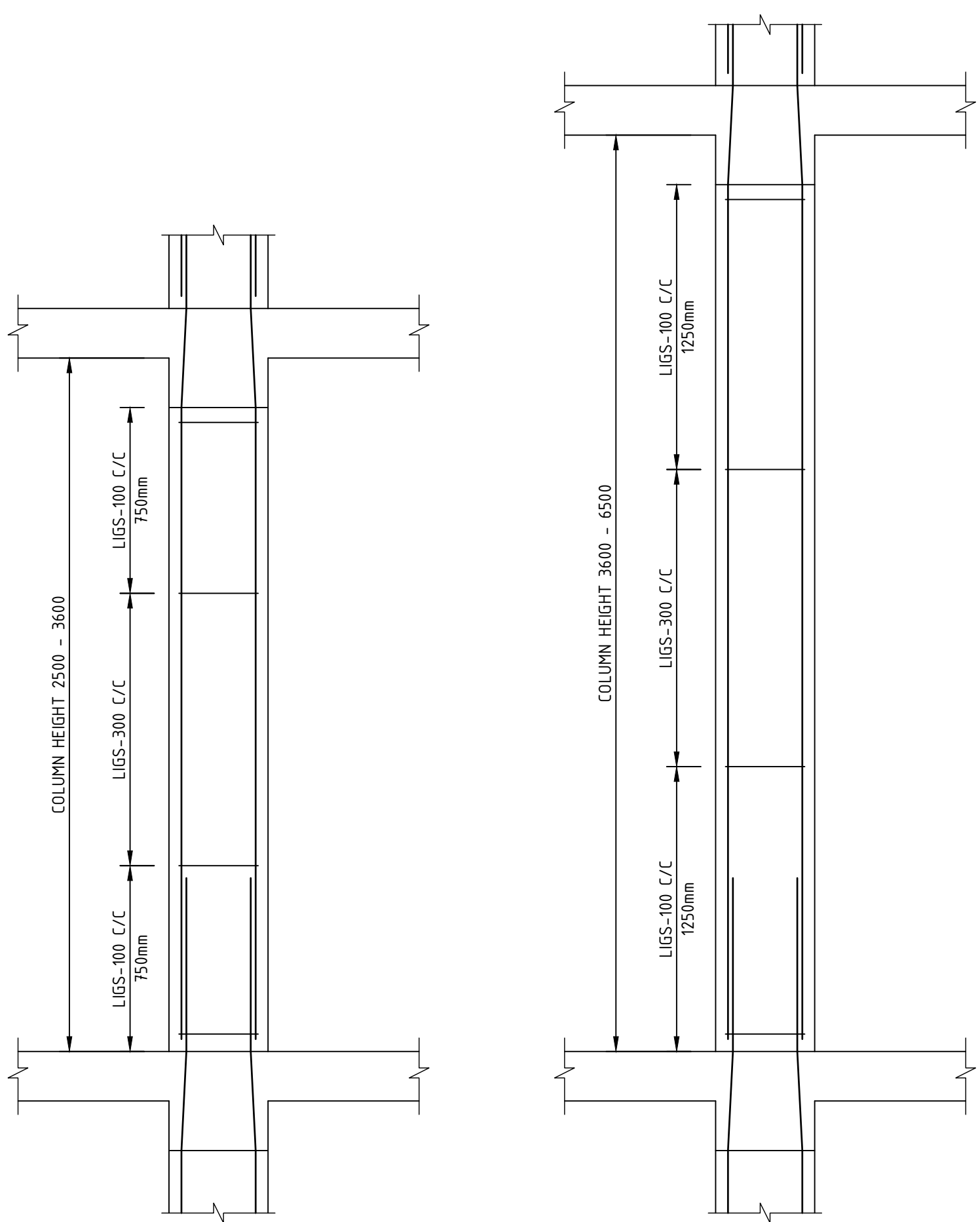


GROUND FLOOR CONCRETE COLUMN/BEAM CONNECTION TYPES  
1:20

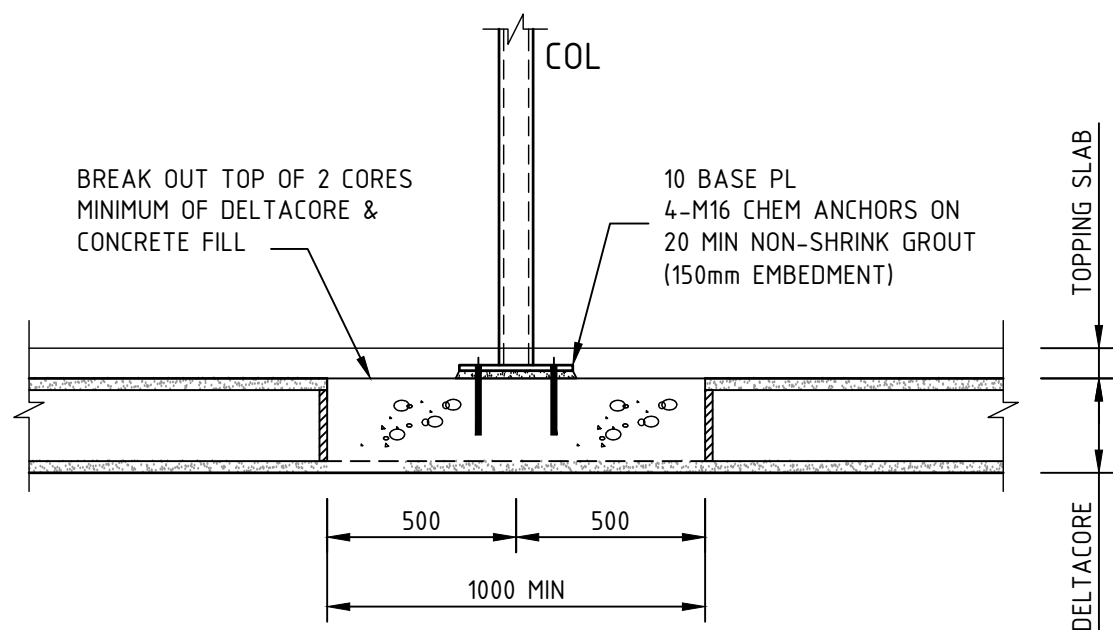
SECTION 19  
1:20 S102



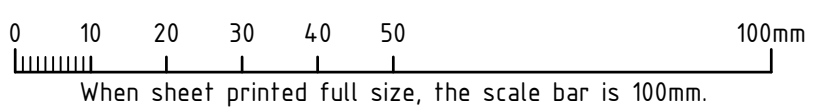
PLAN VIEW ON CONCRETE COLUMNS  
1:20



CONCRETE COLUMN LIGATURE SPACING DETAILS  
NTS

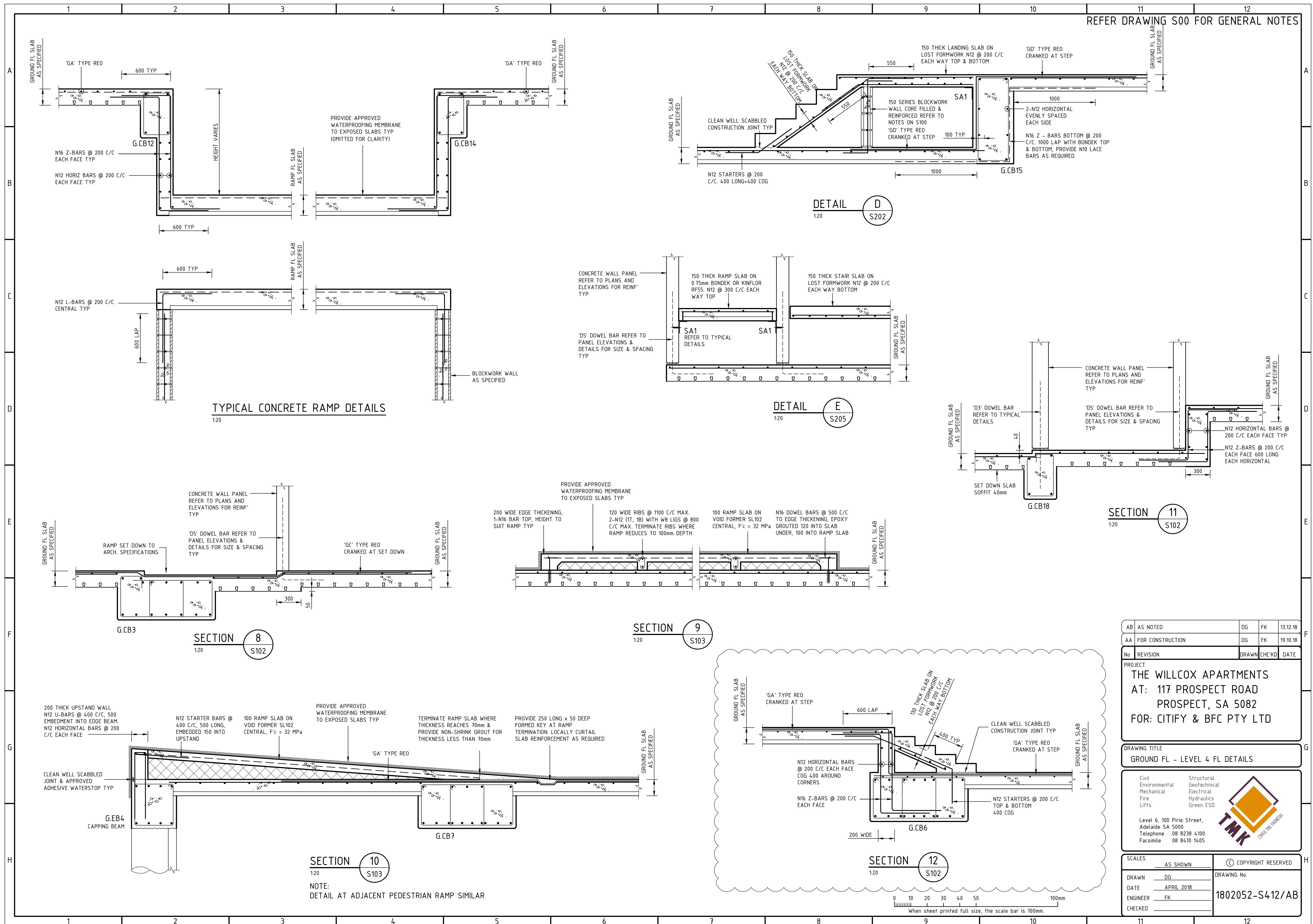


TYPICAL COLUMNS 4.C1 & 4.C2 TO DELTACORE DETAIL  
1:20



|  |                  |   |         |   |
|--|------------------|---|---------|---|
| AA   | FOR CONSTRUCTION | DG  | FK      | 19.10.18  |
| No   | REVISION         | DRAWN   | CHECKED | DATE  |
| PROJECT<br><b>THE WILLCOX APARTMENTS</b><br><b>AT: 117 PROSPECT ROAD</b><br><b>PROSPECT, SA 5082</b><br><b>FOR: CITIFY &amp; BFC PTY LTD</b> |                  |   |         |   |
| DRAWING TITLE<br><b>GROUND FL - LEVEL 4 FL DETAILS</b>   |                  |   |         |   |
| Civil<br>Environmental<br>Mechanical<br>Fire<br>Lifts  |                  | Structural<br>Geotechnical<br>Electrical<br>Hydraulics<br>Green ESD |         |  |
| Level 6, 100 Pirie Street,<br>Adelaide SA 5000<br>Telephone 08 8238 4100<br>Facsimile 08 8410 1405   |                  |   |         |   |
| SCALES<br>AS SHOWN   |                  |   |         |   |
| DRAWN DG<br>DATE APRIL 2018<br>ENGINEER FK<br>CHECKED  |                  |   |         |   |
| DRAWING No.<br><b>1802052-S411/AA</b>  |                  |   |         |   |

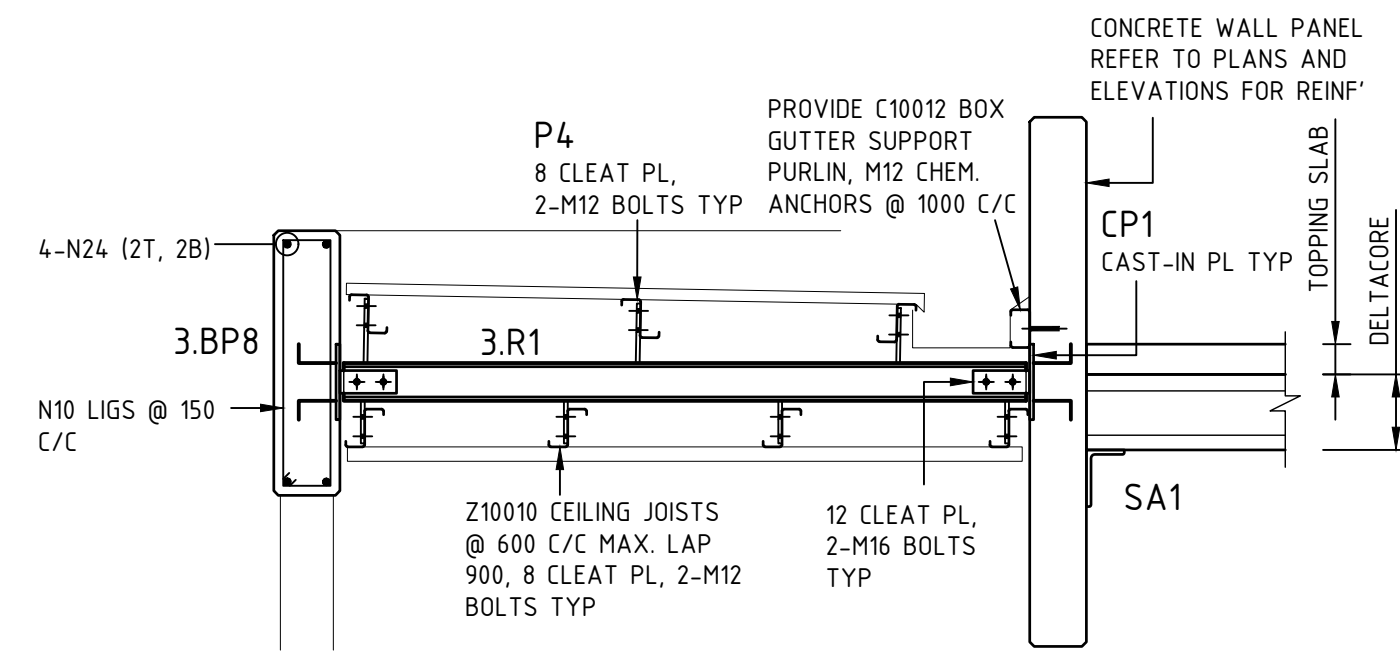
REFER DRAWING S00 FOR GENERAL NOTES



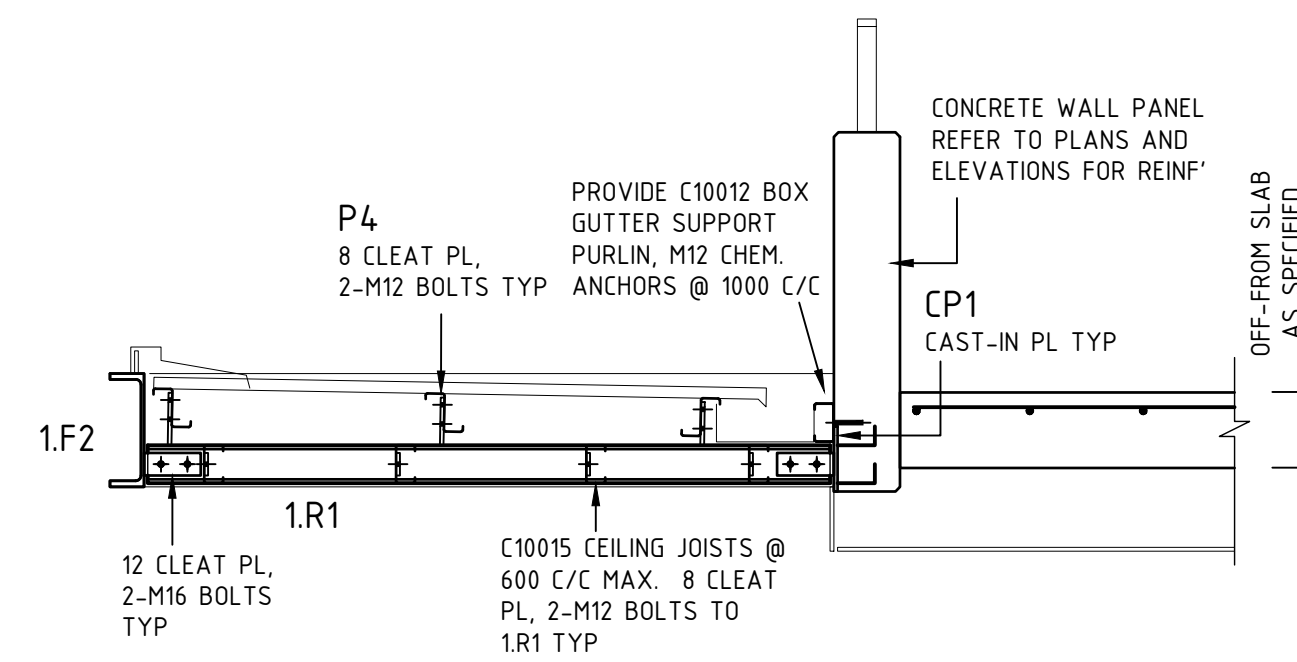
|  |                  |   |        |          |
|--|------------------|---|--------|----------|
| AB   | AS NOTED         | DG  | FK     | 13.12.18 |
| AA   | FOR CONSTRUCTION | DG  | FK     | 19.10.18 |
| No   | REVISION         | DRAWN   | CHE'KD | DATE     |
| PROJECT  |                  |   |        |          |
| THE WILLCOX APARTMENTS   |                  |   |        |          |
| AT: 117 PROSPECT ROAD  |                  |   |        |          |
| PROSPECT, SA 5082  |                  |   |        |          |
| FOR: CITIFY & BFC PTY LTD  |                  |   |        |          |
| DRAWING TITLE  |                  |   |        |          |
| GROUND FL - LEVEL 4 FL DETAILS   |                  |   |        |          |
| Civil<br>Environmental<br>Mechanical<br>Fire<br>Lifts  |                  | Structural<br>Geotechnical<br>Electrical<br>Hydraulics<br>Green ESD                   |        |          |
| Level 6, 100 Pirie Street,<br>Adelaide SA 5000<br>Telephone 08 8238 4100<br>Facsimile 08 8410 1405 |                  |  |        |          |
| SCALES   |                  | COPYRIGHT RESERVED  |        |          |
| AS SHOWN   |                  | DRAWING No.   |        |          |
| DRAWN DG   |                  | DATE  |        |          |
| DATE APRIL 2018  |                  | ENGINEER FK   |        |          |
| CHECKED  |                  | 1802052-S412/AB   |        |          |



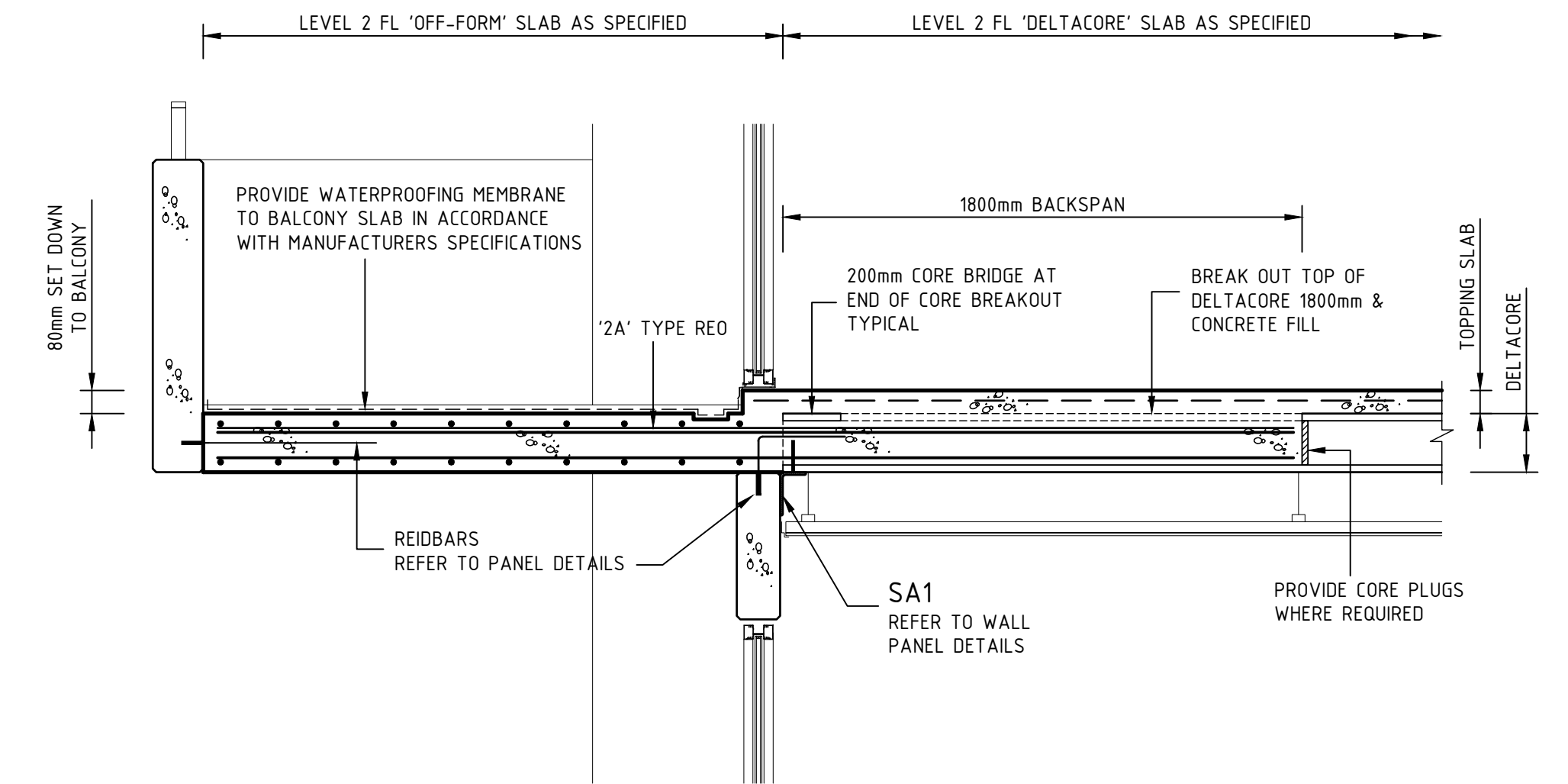
REFER DRAWING S00 FOR GENERAL NOTES



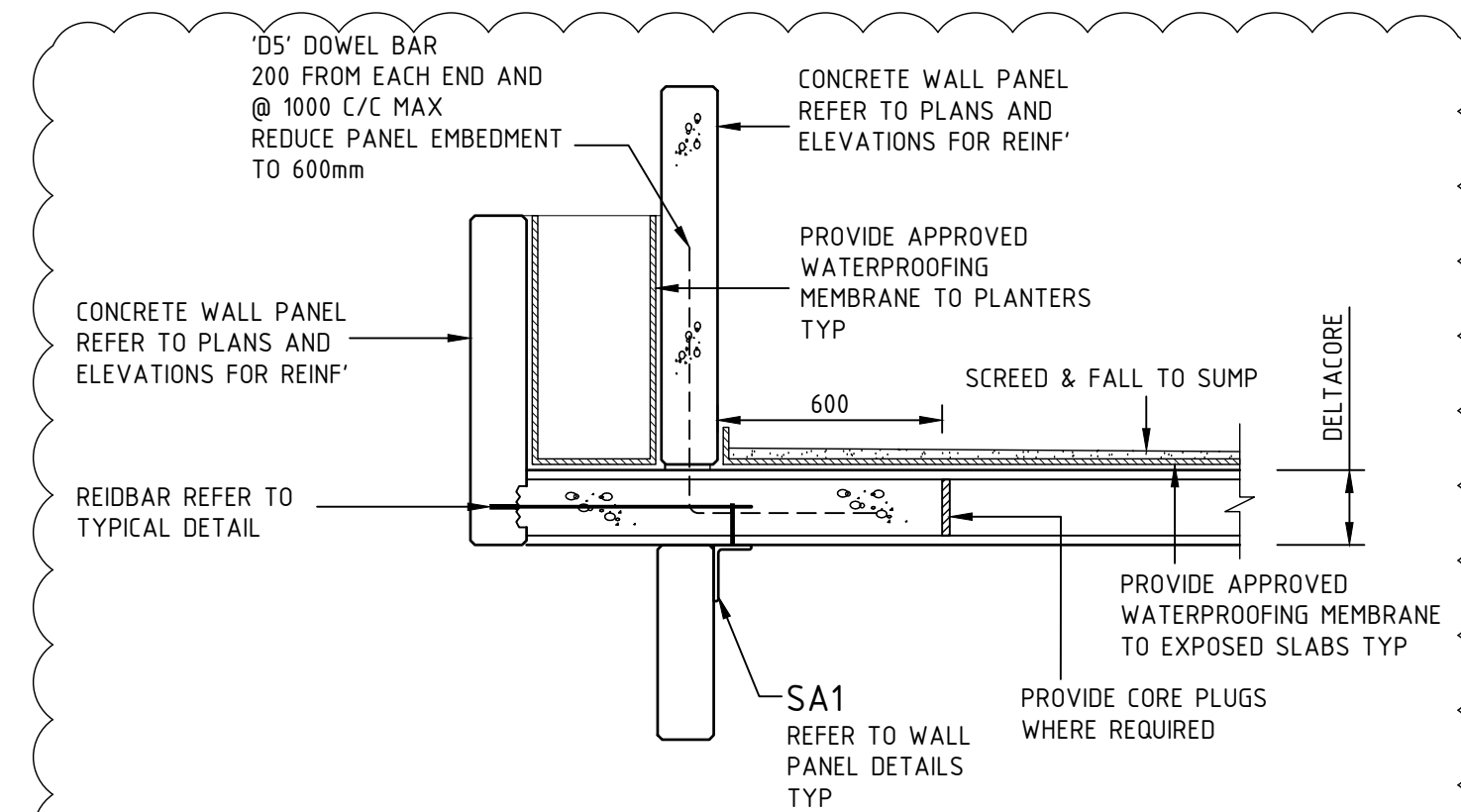
DETAIL H  
1:20  
S202



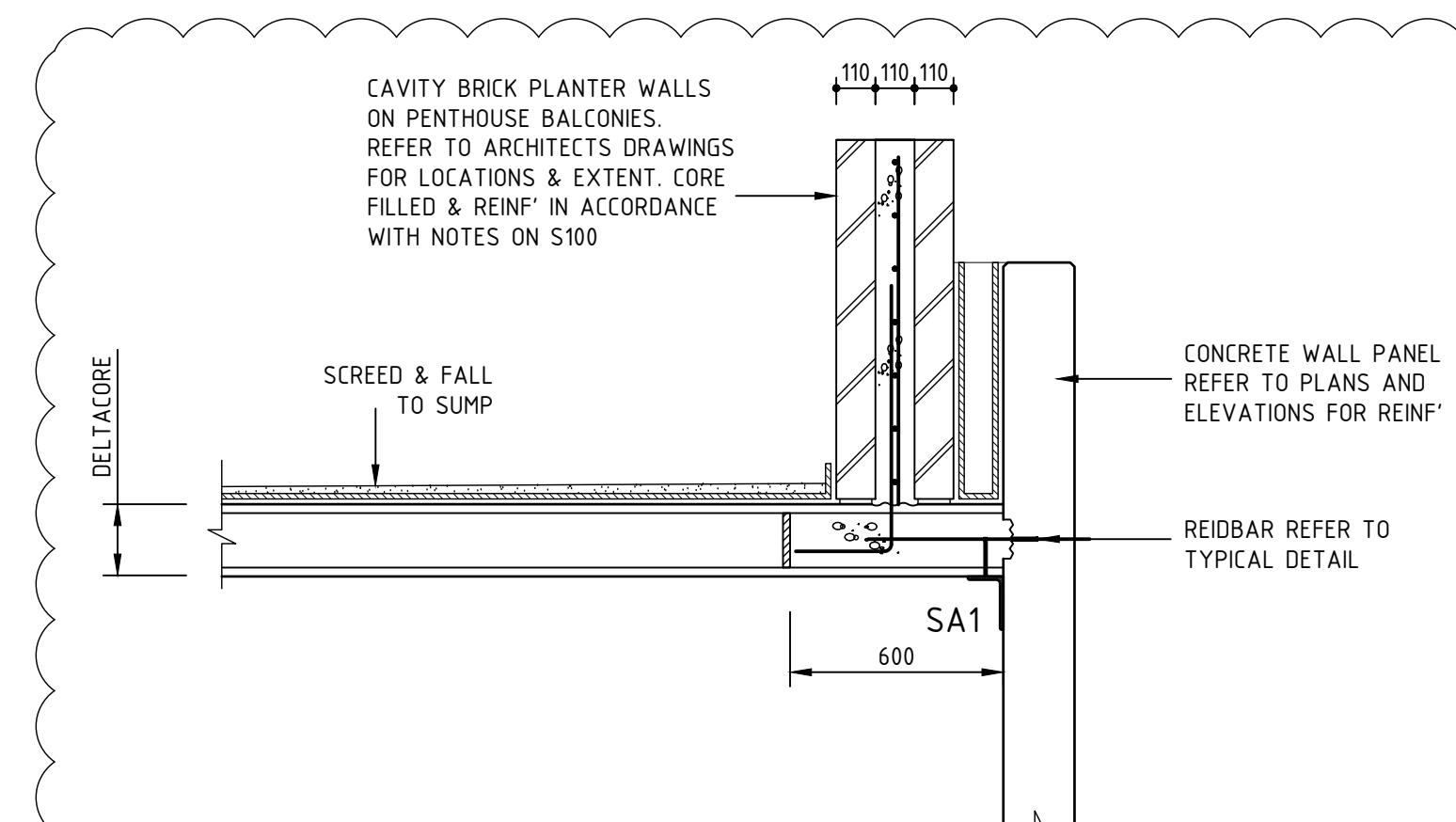
DETAIL G  
1:20  
S202



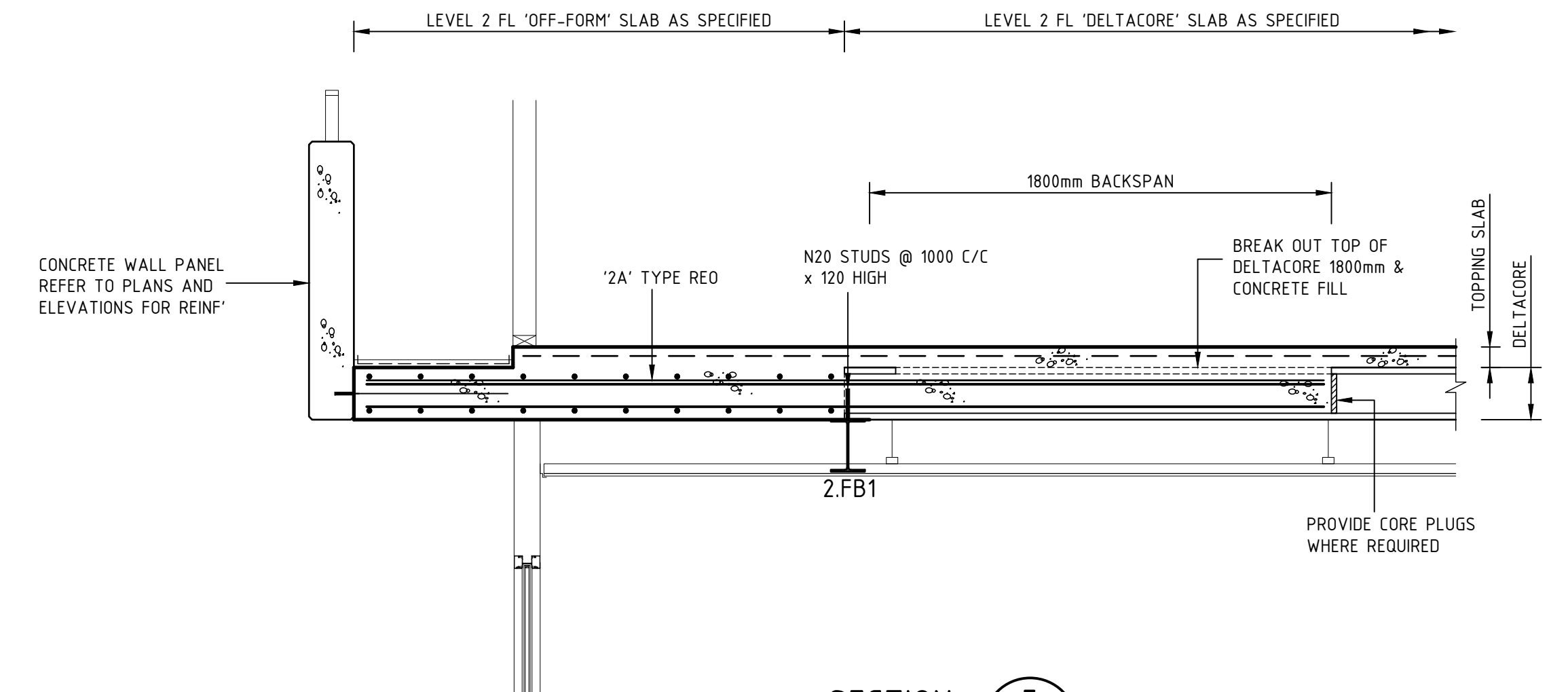
DETAIL C  
1:20  
S202



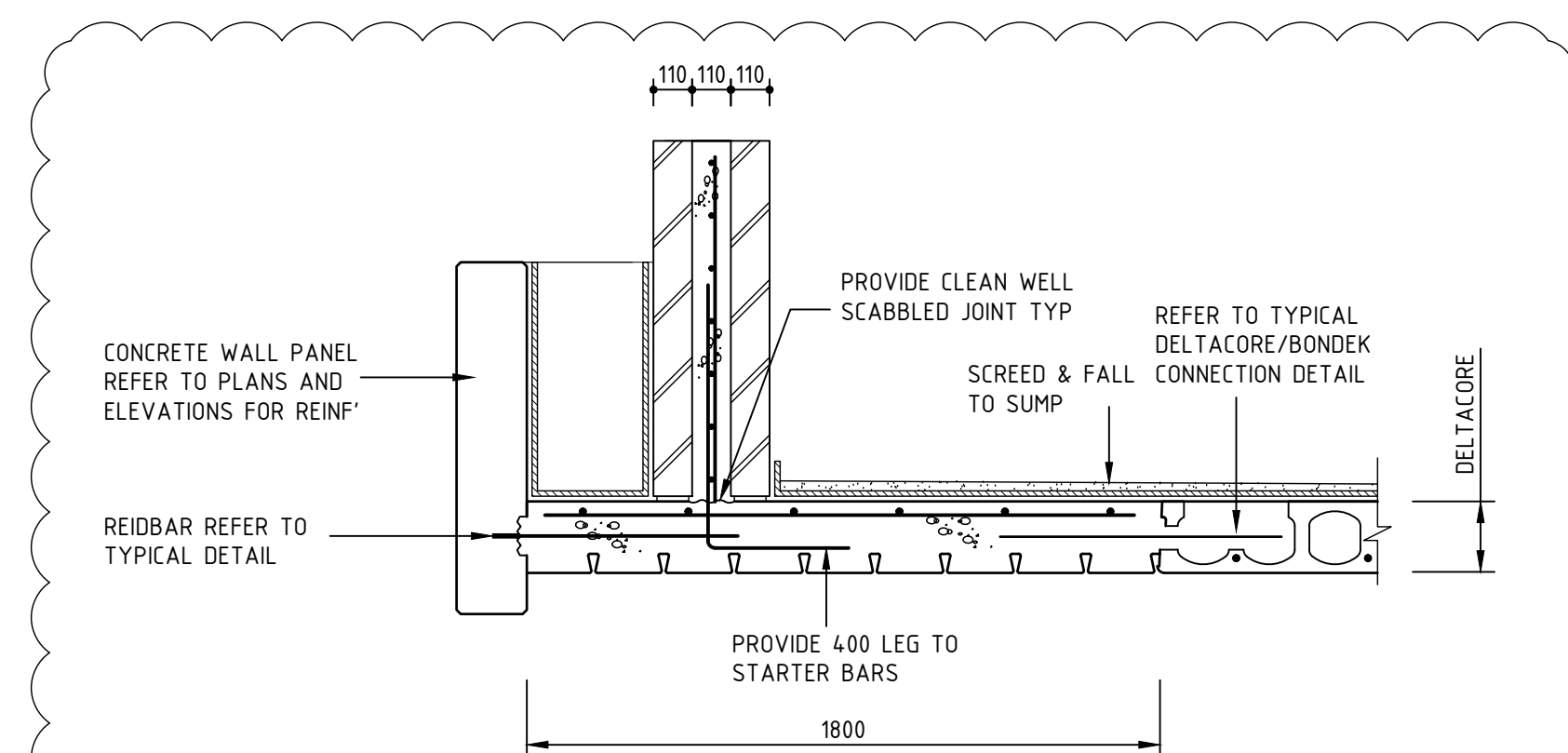
DETAIL I  
1:20  
S202



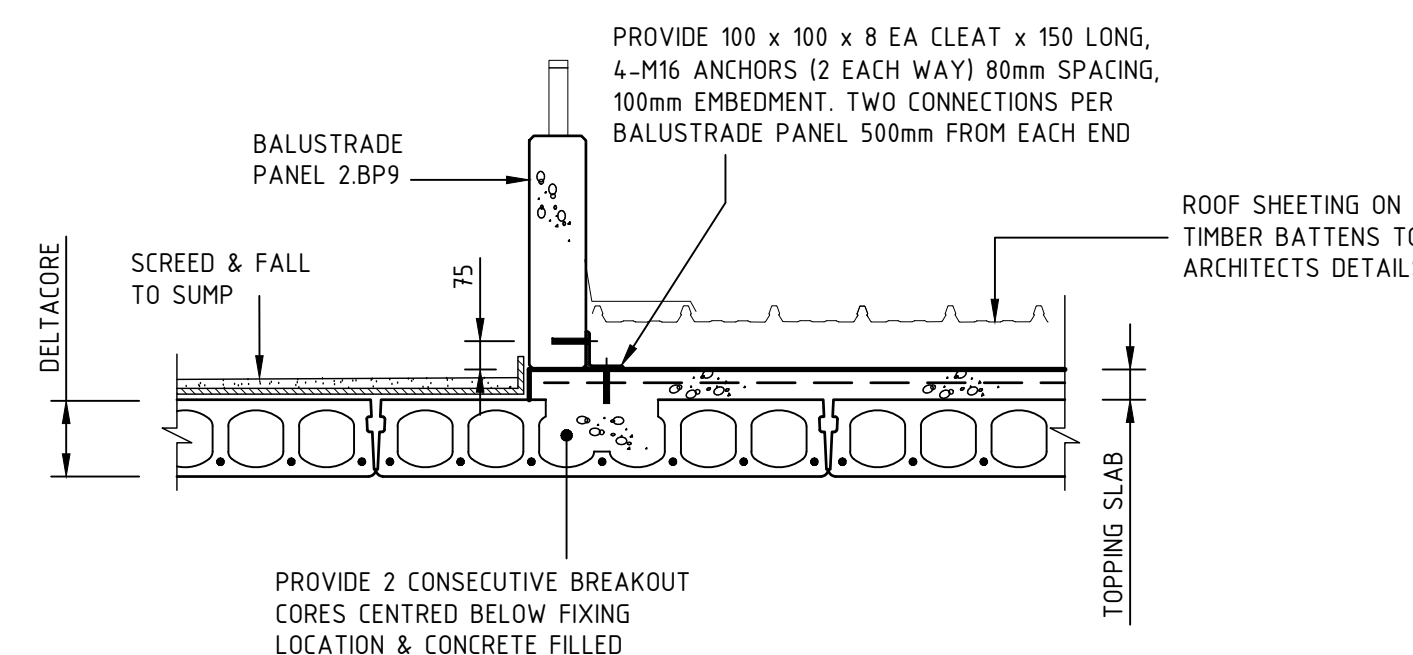
SECTION 15  
1:20  
S110



SECTION 5  
1:20  
S106



DETAIL L  
1:20  
S205




SECTION 20  
1:20  
S107

NOTE:  
DETAIL TYPICAL TO ALL BALUSTRADE PANELS SITTING ON SUSPENDED SLAB

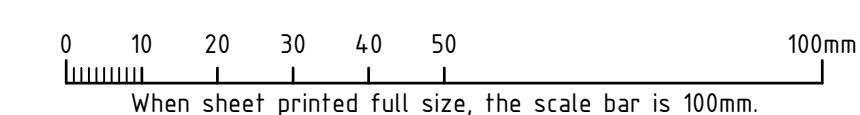
|    |                  |       |        |          |
|----|------------------|-------|--------|----------|
| AC | AS NOTED         | DG    | FK     | 08.02.19 |
| AB | AS NOTED         | DG    | FK     | 13.12.18 |
| AA | FOR CONSTRUCTION | DG    | FK     | 19.10.18 |
| No | REVISION         | DRAWN | CHE'KD | DATE     |

PROJECT  
**THE WILLCOX APARTMENTS**  
AT: 117 PROSPECT ROAD  
PROSPECT, SA 5082  
FOR: CITIFY & BFC PTY LTD

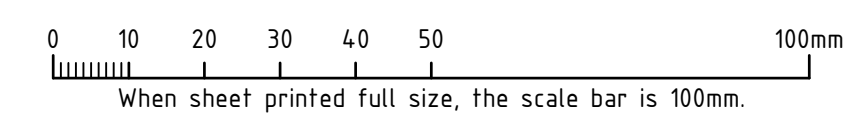
DRAWING TITLE  
**GROUND FL - LEVEL 4 FL DETAILS**

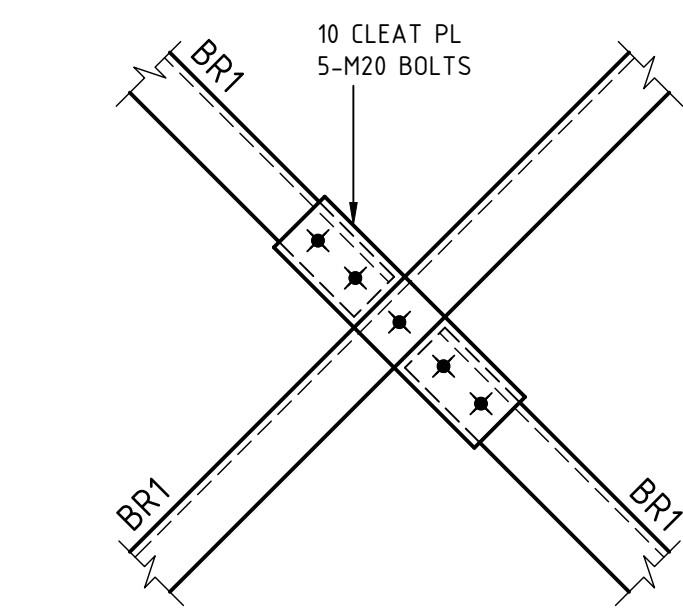
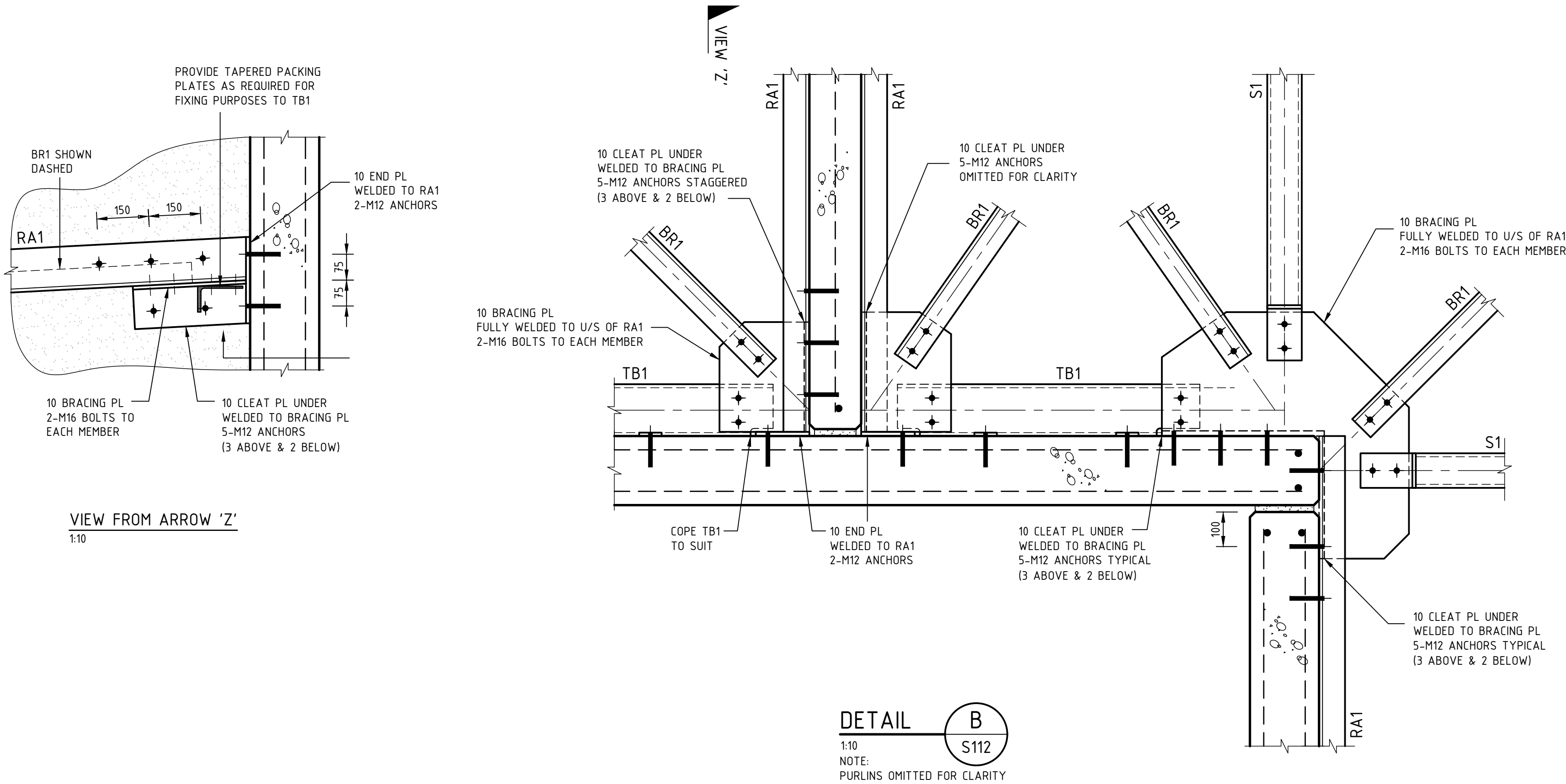
|  |   |   |
|--|---|---|
| Civil<br>Environmental<br>Mechanical<br>Fire<br>Lifts  | Structural<br>Geotechnical<br>Electrical<br>Hydraulics<br>Green ESD |  <p>TMK<br/>CONCRETE SOLUTIONS</p> |
| <p>Level 6, 100 Pirie Street,<br/>Adelaide SA 5000<br/>Telephone 08 8238 4100<br/>Facsimile 08 8410 1405</p> |   |   |

|                    |                      |
|--------------------|----------------------|
| SCALES<br>AS SHOWN | © COPYRIGHT RESERVED |
| DRAWN<br>DG        | DRAWING No.          |
| DATE<br>APRIL 2018 | 1802052-S413/AC      |
| ENGINEER<br>FK     |                      |
| CHECKED            |                      |



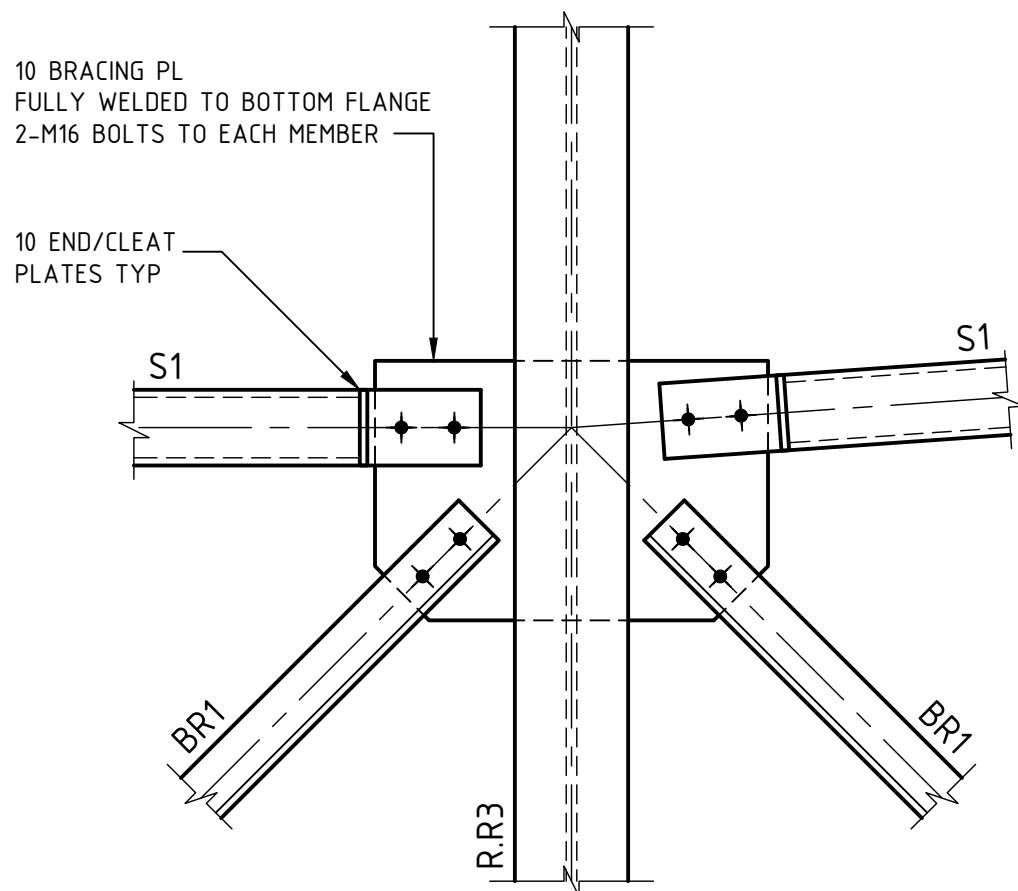






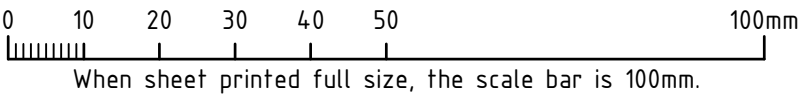
TYPICAL BR1 CROSS OVER DETAIL

NTS  
NOTE:  
PURLINS OMITTED FOR CLARITY

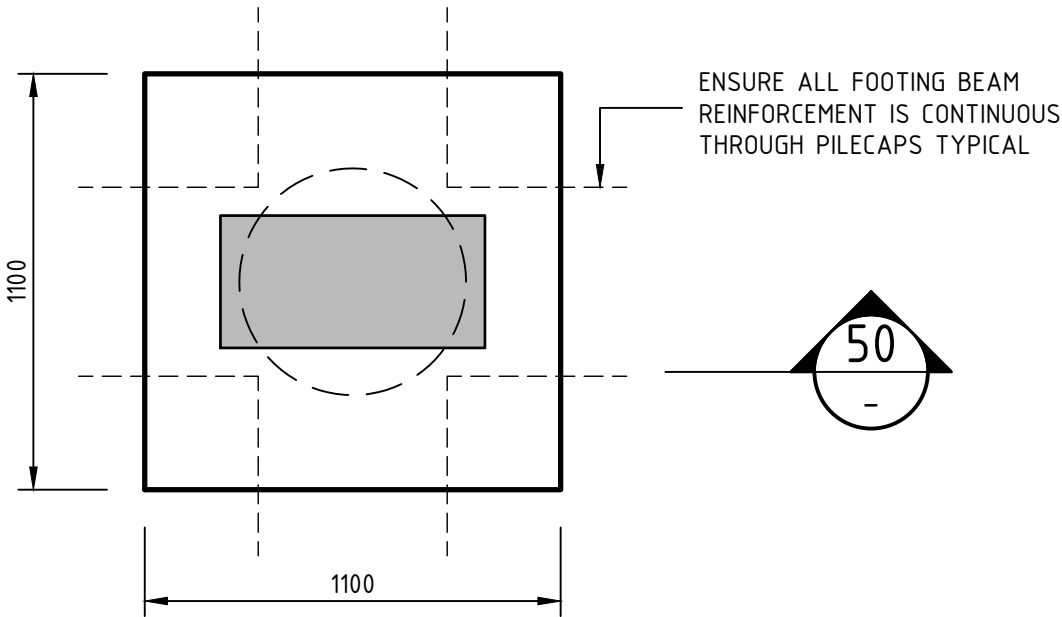


DETAIL A

1:10  
NOTE:  
PURLINS OMITTED FOR CLARITY

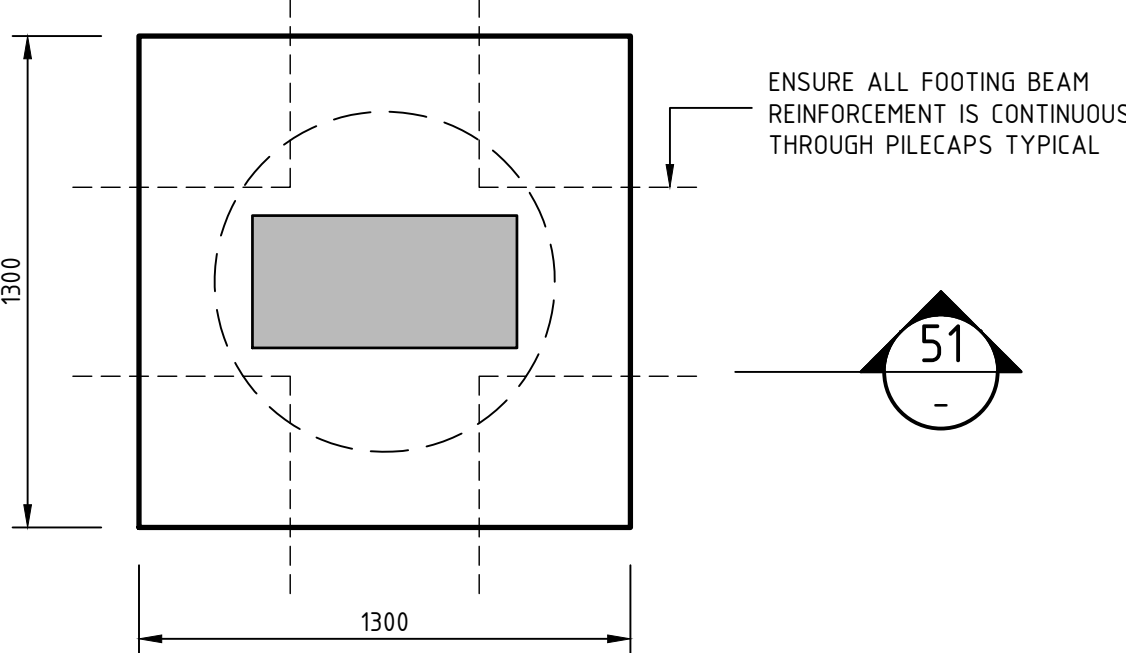


|  |                  |                    |         |          |
|--|------------------|--------------------|---------|----------|
| AA   | FOR CONSTRUCTION | DG                 | FK      | 19.10.18 |
| No   | REVISION         | DRAWN              | CHECKED | DATE     |
| PROJECT  |                  |                    |         |          |
| THE WILLCOX APARTMENTS   |                  |                    |         |          |
| AT: 117 PROSPECT ROAD  |                  |                    |         |          |
| PROSPECT, SA 5082  |                  |                    |         |          |
| FOR: CITIFY & BFC PTY LTD  |                  |                    |         |          |
| DRAWING TITLE  |                  |                    |         |          |
| ROOF DETAILS   |                  |                    |         |          |
| Civil<br>Environmental<br>Mechanical<br>Fire<br>Lifts  |                  |                    |         |          |
| Structural<br>Geotechnical<br>Electrical<br>Hydraulics<br>Green ESD                                |                  |                    |         |          |
| Level 6, 100 Pirie Street,<br>Adelaide SA 5000<br>Telephone 08 8238 4100<br>Facsimile 08 8410 1405 |                  |                    |         |          |
| TMK CONSULTING ENGINEERS   |                  |                    |         |          |
| SCALES   |                  | COPYRIGHT RESERVED |         |          |
| AS SHOWN   |                  | DRAWING No.        |         |          |
| DRAWN DG   |                  | DATE APRIL 2018    |         |          |
| DATE   |                  | ENGINEER FK        |         |          |
| CHECKED  |                  | 1802052-S415/AA    |         |          |



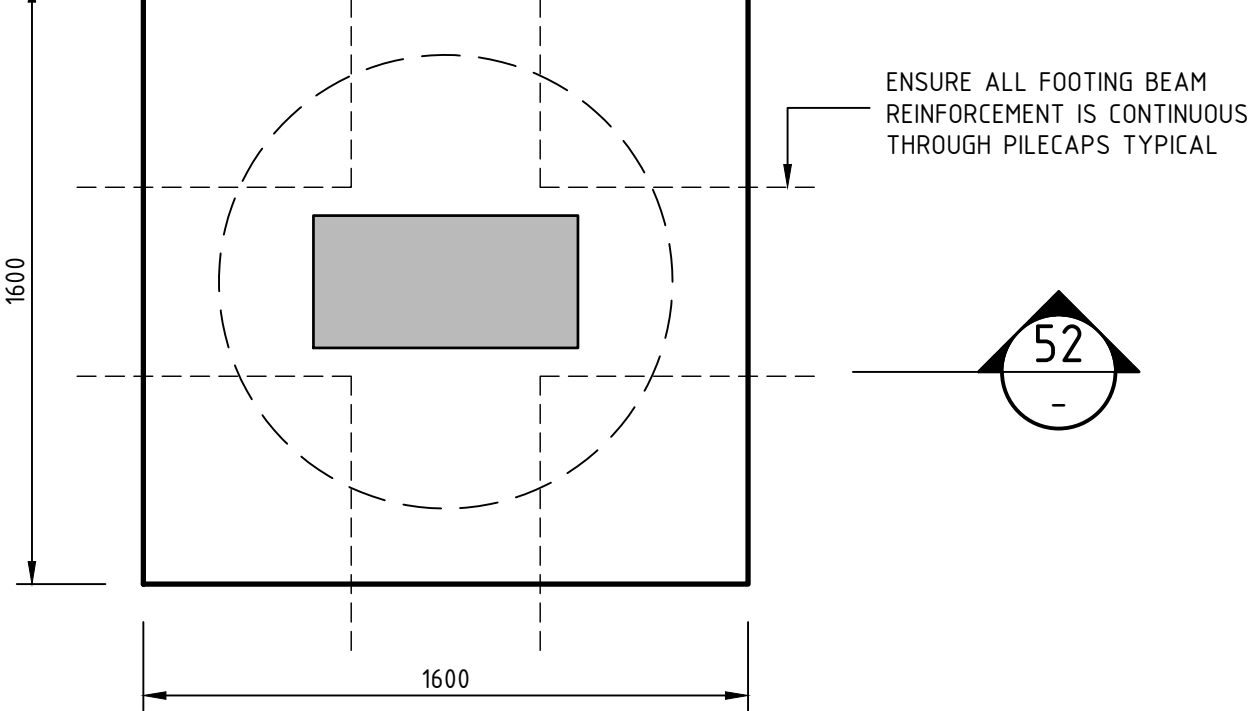
PLAN VIEW ON PILECAP - PC1

1:20  
TYPICAL REINFORCEMENT  
N20 @ 200 C/C EACH WAY, TOP (300 COG)  
N20 @ 200 C/C EACH WAY, BOTTOM  
(COG TO LAP WITH TOP BAR 200mm)



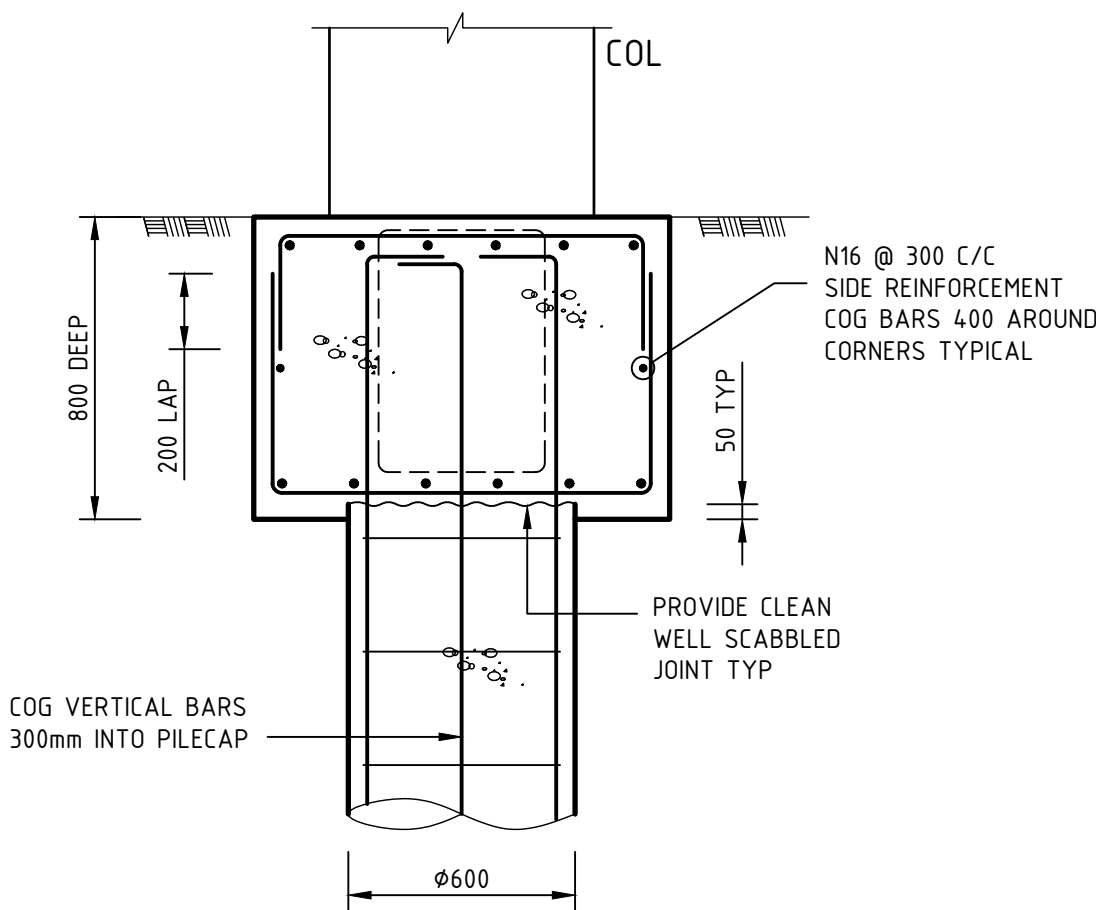
PLAN VIEW ON PILECAP - PC2

1:20  
TYPICAL REINFORCEMENT  
N20 @ 200 C/C EACH WAY, TOP (300 COG)  
N20 @ 200 C/C EACH WAY, BOTTOM  
(COG TO LAP WITH TOP BAR 200mm)



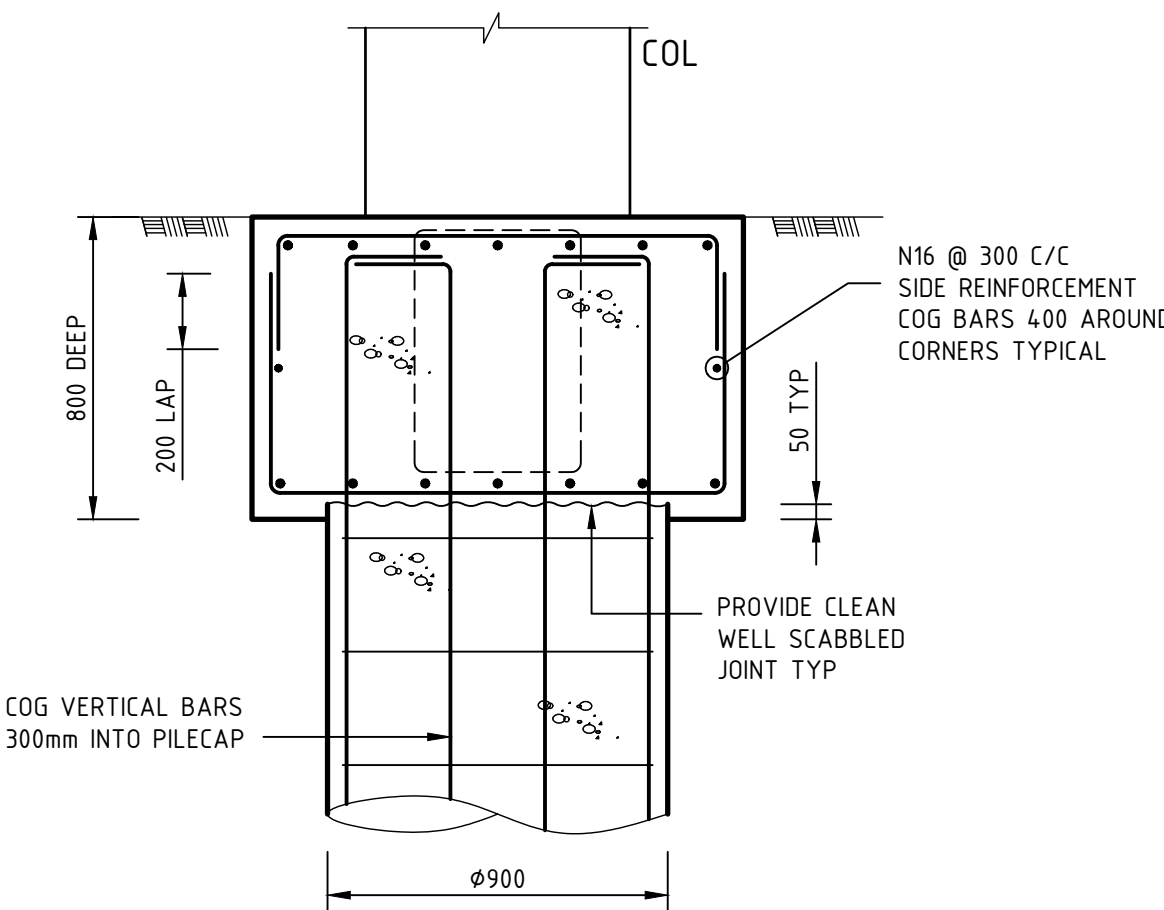
PLAN VIEW ON PILECAP - PC3

1:20  
TYPICAL REINFORCEMENT  
N20 @ 200 C/C EACH WAY, TOP (300 COG)  
N20 @ 200 C/C EACH WAY, BOTTOM  
(COG TO LAP WITH TOP BAR 200mm)



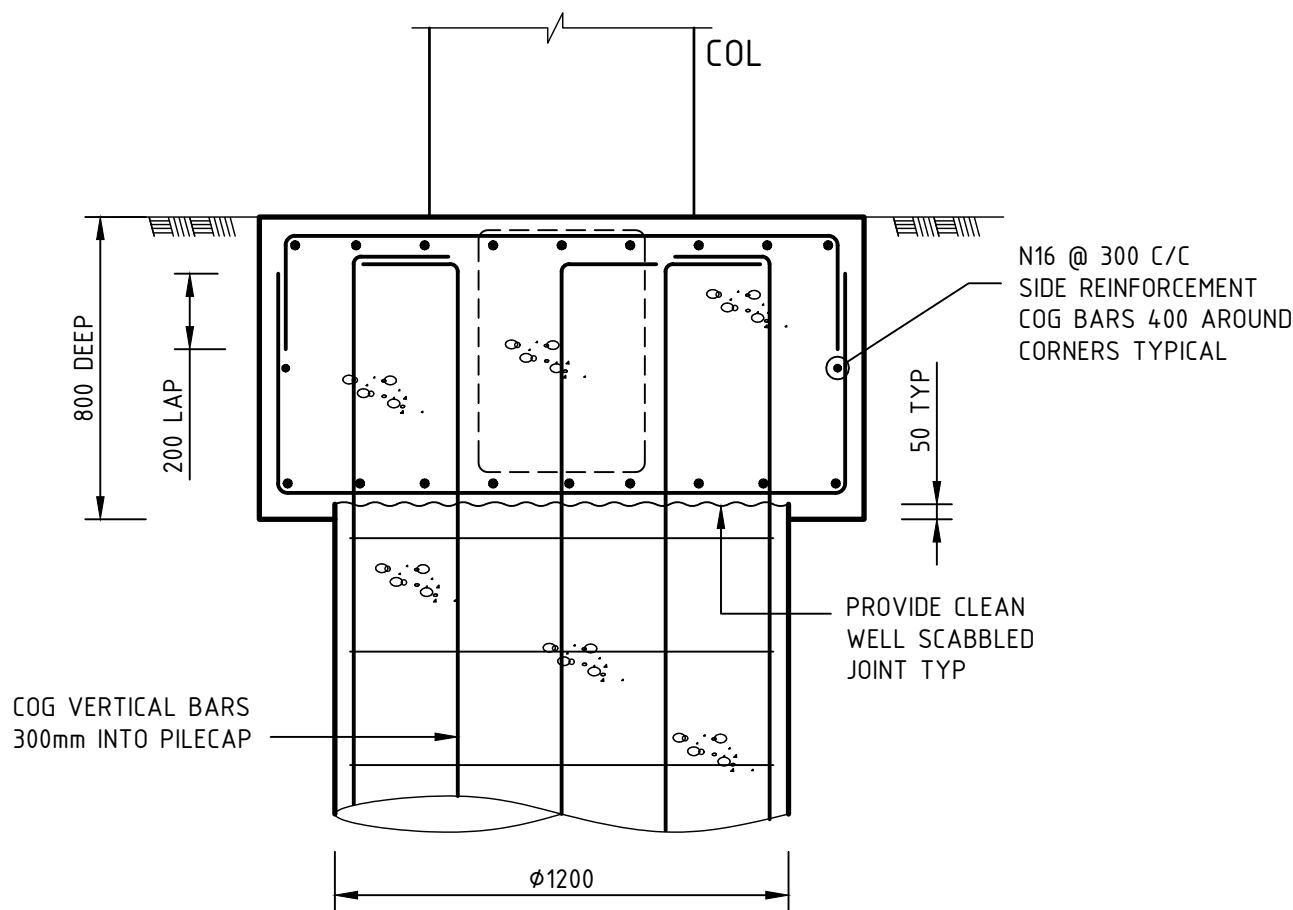
SECTION 50

1:20  
NOTE:  
FOOTING BEAM REINF'  
OMITTED FOR CLARITY



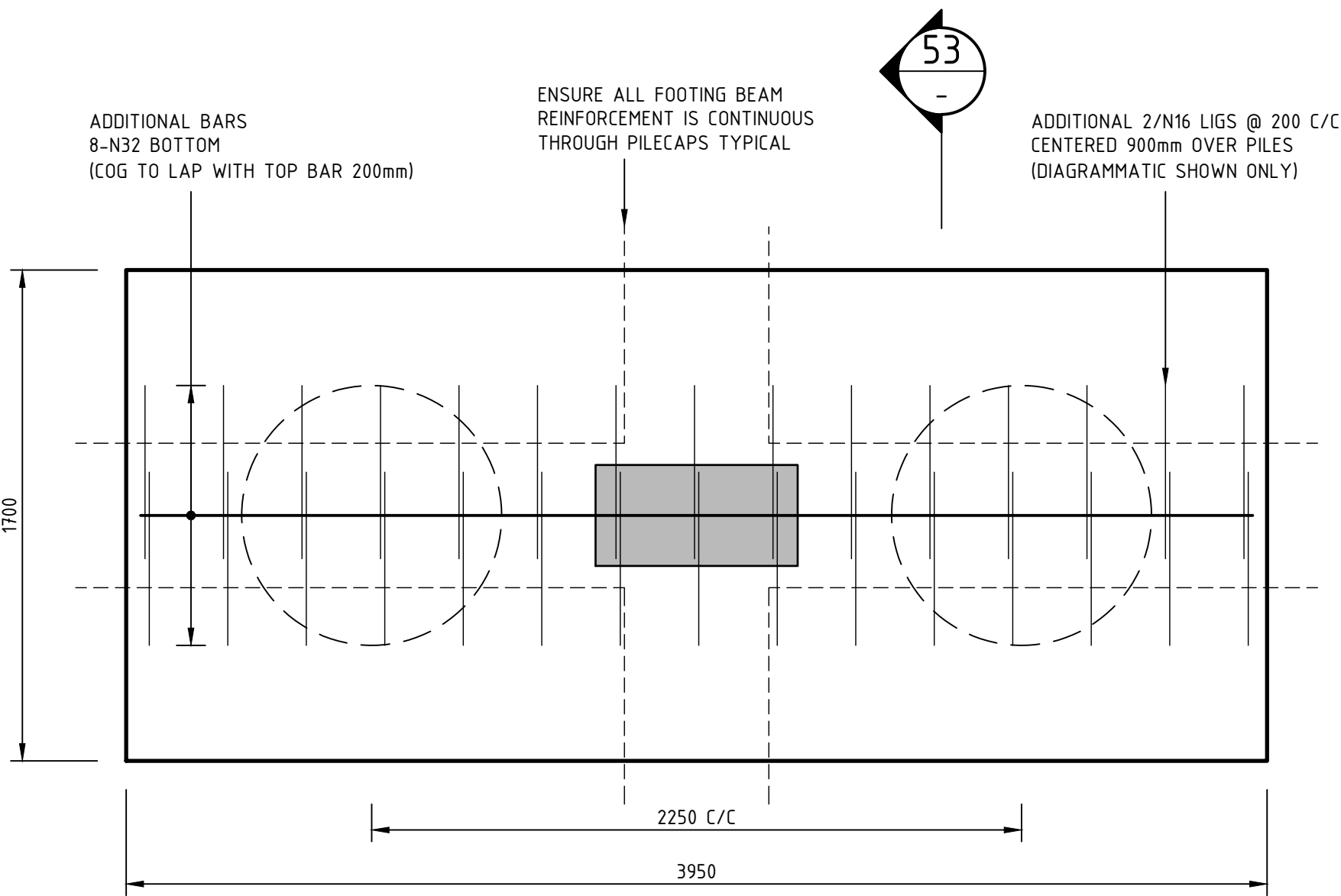
SECTION 51

1:20  
NOTE:  
FOOTING BEAM REINF'  
OMITTED FOR CLARITY



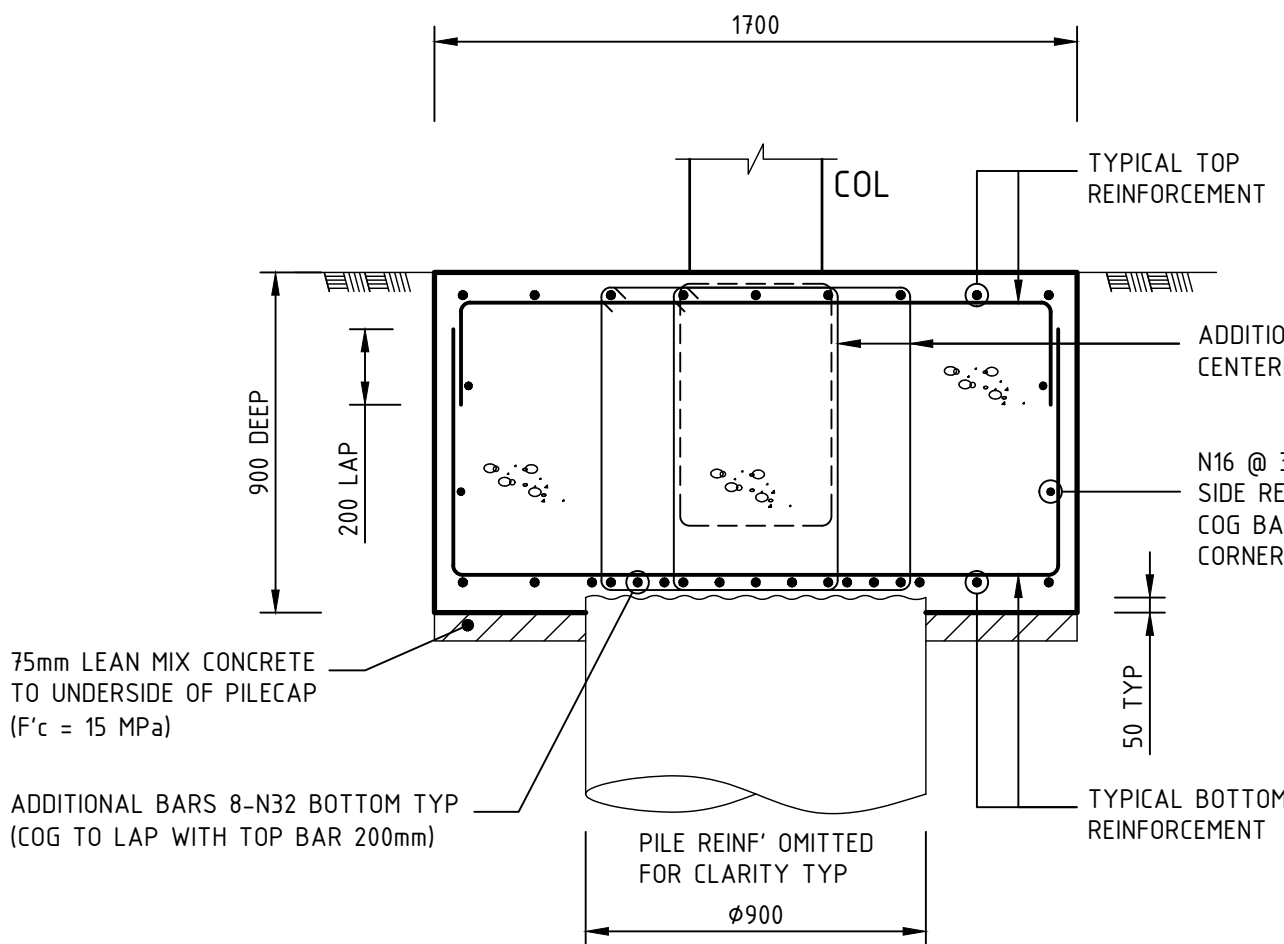
SECTION 52

1:20  
NOTE:  
FOOTING BEAM REINF'  
OMITTED FOR CLARITY



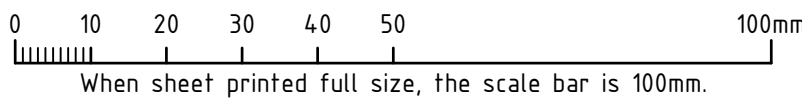
PLAN VIEW ON PILECAP - PC4

1:20  
TYPICAL REINFORCEMENT  
N20 @ 200 C/C EACH WAY, TOP (300 COG)  
N20 @ 200 C/C EACH WAY, BOTTOM  
(COG TO LAP WITH TOP BAR 200mm)



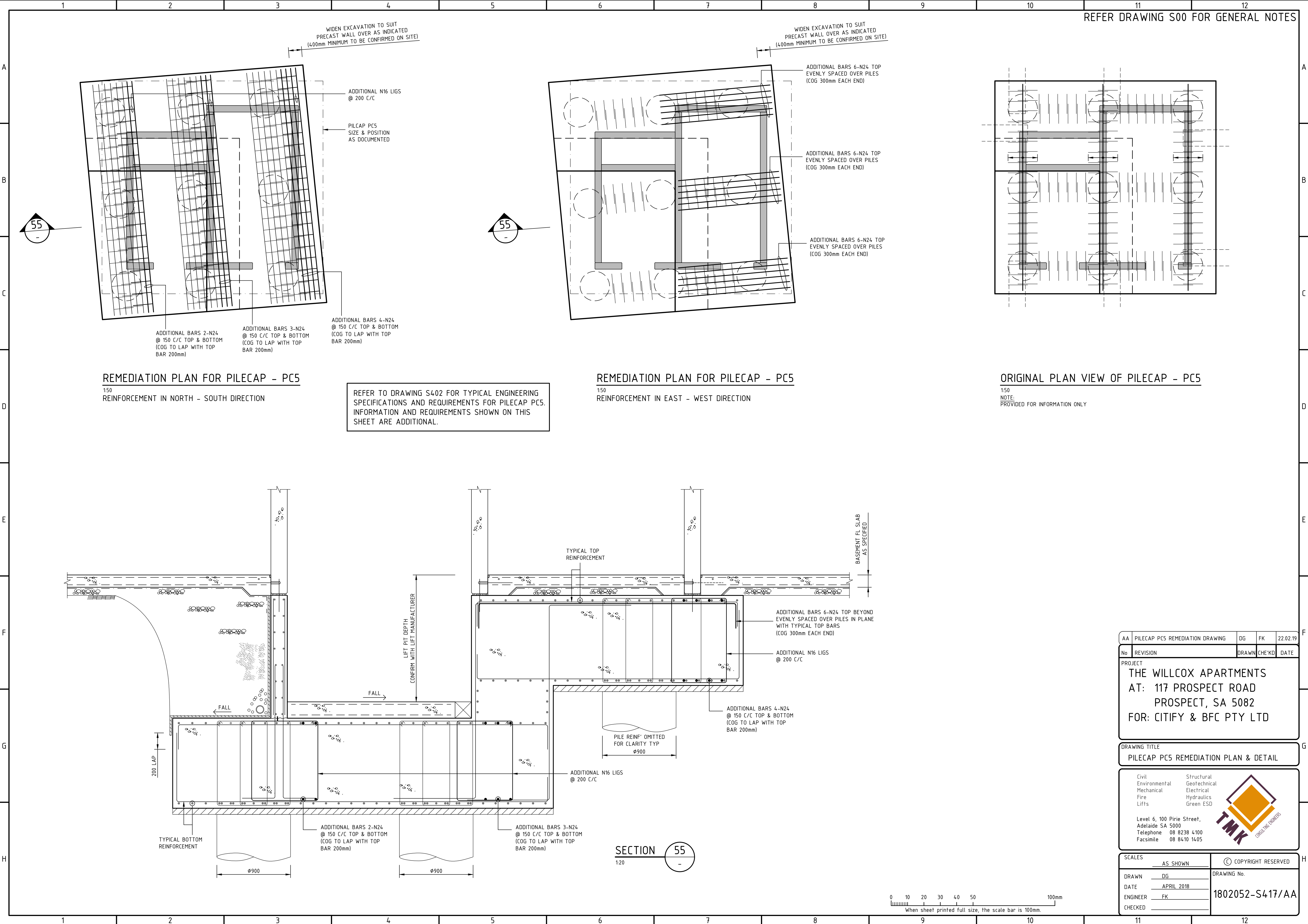
SECTION 53

1:20  
NOTE:  
FOOTING BEAM REINF'  
OMITTED FOR CLARITY



|   |                  |                    |        |          |
|---|------------------|--------------------|--------|----------|
| AA  | FOR CONSTRUCTION | DG                 | FK     | 19.10.18 |
| No  | REVISION         | DRAWN              | CHE'KD | DATE     |
| PROJECT   |                  |                    |        |          |
| THE WILLCOX APARTMENTS  |                  |                    |        |          |
| AT: 117 PROSPECT ROAD   |                  |                    |        |          |
| PROSPECT, SA 5082   |                  |                    |        |          |
| FOR: CITIFY & BFC PTY LTD   |                  |                    |        |          |
| DRAWING TITLE   |                  |                    |        |          |
| FOOTING DETAILS   |                  |                    |        |          |
| Civil Environmental Mechanical Fire Lifts Structural Geotechnical Electrical Hydraulics Green ESD |                  |                    |        |          |
| Level 6, 100 Pirie Street, Adelaide SA 5000 Telephone 08 8238 4100 Facsimile 08 8410 1405         |                  |                    |        |          |
| TMK CONSULTING ENGINEERS  |                  |                    |        |          |
| SCALES  |                  | COPYRIGHT RESERVED |        |          |
| AS SHOWN  |                  | DRAWING No.        |        |          |
| DRAWN   |                  | DATE               |        |          |
| DG  |                  | APRIL 2018         |        |          |
| ENGINEER  |                  | FK                 |        |          |
| CHECKED   |                  | 1802052-S416/AA    |        |          |





|  |                                 |                    |        |          |
|--|---------------------------------|--------------------|--------|----------|
| AA   | PILECAP PC5 REMEDIATION DRAWING | DG                 | FK     | 22.02.19 |
| No   | REVISION                        | DRAWN              | CHE'KD | DATE     |
| PROJECT  |                                 |                    |        |          |
| THE WILLCOX APARTMENTS<br>AT: 117 PROSPECT ROAD<br>PROSPECT, SA 5082<br>FOR: CITIFY & BFC PTY LTD  |                                 |                    |        |          |
| DRAWING TITLE  |                                 |                    |        |          |
| PILECAP PC5 REMEDIATION PLAN & DETAIL  |                                 |                    |        |          |
| <div>Civil<br/>Environmental<br/>Mechanical<br/>Fire<br/>Lifts</div> <div>Structural<br/>Geotechnical<br/>Electrical<br/>Hydraulics<br/>Green ESD</div> <div>Level 6, 100 Pirie Street,<br/>Adelaide SA 5000<br/>Telephone 08 8238 4100<br/>Facsimile 08 8410 1405</div> <div><b>TMK</b><br/>CONCRETE LOGISTICS</div> |                                 |                    |        |          |
| SCALES   |                                 | COPYRIGHT RESERVED |        |          |
| AS SHOWN   |                                 | DRAWING No.        |        |          |
| DRAWN DG   |                                 | DATE APRIL 2018    |        |          |
| ENGINEER FK  |                                 | 1802052-S417/AA    |        |          |
| CHECKED  |                                 |                    |        |          |